

2024 PCMS Hunting Report



March 2025

2024 Executive Summary

- PCMS received normal snows from mid-January thru mid-February of 2024 and the winter moisture was enough to start spring growth. However, the installation received no summer monsoonal moisture and remained dry through until mid-October. By September, almost every dirt tank at PCMS was completely dry and the only available water to be found was via springs, solar pumps and water pipeline systems. An area wide rain event in mid-October provided 2-3 inches of much needed precipitation across the PCMS and partially filled some of the dirt tanks in Training Areas (TAs) 1 & 2, TA 7A, TA 16 and the Small Arms Range.
- Spring turkey season was open during April 2024. The hunt took place on weekends (Friday-Sunday) and several hunters were successful. There isn't much demand for spring turkey hunting and the weekend only schedule appears to be adequate to accommodate the low number of hunters.
- Beginning in fall 2024, PCMS switched to a Friday, Saturday and Sunday schedule for recreation. This was done primarily to reduce conflicts between military training, training range maintenance, biological and cultural survey work, range reseeding and rehabilitation programs, prescribed burning, etc., during the work week. As a result, nearly 100% of PCMS was always open for recreation during the long weekend with no TA closures. PCMS was also open during the week of Thanksgiving as well as from Dec. 20, 2023 – Jan. 2, 2024. Although it is a reduction in the number of hunting days from previous years, this still equates to more hunting days than what was offered prior to 2014 when PCMS staffed a hunting desk for a few select hunts during the hunting season.
- Since phone checkin/out was implemented in October of 2022, the kiosk was rarely used and finally retired prior to the beginning of the 2024 hunting season. Recreation checkin/out in 2024 was exclusively by phone, computer or tablet. Previously, recreationists were allowed to check in via phone, computer or kiosk, but were required to check out via kiosk only. This has streamlined the check in/out process and alleviates the need to return to the hunter check station at the PCMS entrance to change TAs. However, the TA checkin system at PCMS is still universally disliked based on comments left in iSportsman and in the hunter survey. Much of this stems from poor cell coverage across PCMS which results in more time spent trying to find a signal and less time spent recreating (hunting).
- PCMS opened for recreation on Sept. 20, 2024 prior to the pronghorn muzzleloader season. In late August and early September there was a large-scale military training exercise that prevented it from being open earlier.

- Prolonged drought and the military training exercises conducted just prior to the pronghorn seasons likely had an impact on the pronghorn population at PCMS, which was reflected by the low harvest numbers.
- Only four bulls were harvested during the second over the counter (OTC) rifle bull elk hunt. This was likely due to the fact that PCMS had been extremely dry just until prior to the start of the hunt when a storm dumped 2-3 inches of rainfall across the property in mid-October. Many of the elk (and other big game) had likely left the property due to the lack of available water. Additionally, during much of the hunt the daily temperatures were above average and dry. The large rainfall event prior to the hunt did little to refill many of the ponds as the majority of it soaked into the soil.
- An extreme snowfall event (2-3 feet in early November forced the closure of PCMS (and Fort Carson) to recreation by the Garrison Commander. This largely impacted the third season OTC rifle bull elk hunt during its opening weekend and Veterans Day holiday (Nov. 11, 2024). Only the last day of the season was available for hunting and there was only one hunter. No bulls were taken during the third season OTC.
- During the fourth season bull elk hunt, the daily temperatures were in the mid-60s and caused a melt of the extreme snowfall event from two weeks prior. As a result, the roads [main supply routes MSR's) and two tracks] became saturated and resulted in road closures after the first day. All two tracks were closed and some MSR's. This limited the ability of hunters to access some areas of the PCMS. However, there were still four bulls taken during the season.
- The late November archery deer season and early December rifle deer season were slow due to the continued melting of the snow. Many of the two tracks remained closed and much of the hunting was walk-in access only. No archery deer were taken between Oct. 1 and Nov. 30, 2024 while only six bucks and two does were taken during the December rifle deer season. One archery buck was finally taken in late December.
- Harvest numbers remained steady for bighorn sheep (BH) with a 75% success rate among the four hunters. Limited accessibility at the beginning of December due to the melting snows likely contributed to the difficulty of getting into the canyons where the sheep are. The Boone & Crockett (B&C) average for the three sheep this year was 143 1/8. This was 10 points below the 13-year average of BH sheep B&C scores.
- In 2024, October was the busiest month of the year based on number of downrange passes issued. October includes the pronghorn rifle season, deer

archery and muzzleloader seasons and the beginning of the cow and bull elk rifle seasons. Deep snow in November closed PCMS for at least a week and then many areas were still inaccessible into early December.

- The number of total downrange passes issued for calendar year (January-December) 2024 was about 36% less than the all-time high of 2023. This is likely due to the snow closure in early November and the limited accessibility later in the month from the melting snow. A total of 2,400 downrange passes were issued during the calendar year. This is approximately 14% more than the 10-year average (2015-2024).
- The total number of individual recreationists at PCMS in 2024 was 326 while the average number of recreationists per year during the time period of 2016-2024 was 373.
- Of the hunters at PCMS, 91% were civilians and the other 9% were active duty. The majority of the hunters, 80%, were from Colorado with 26% from the Colorado Springs area, 12% from the Denver-Fort Collins area, 10% from the Pueblo area, 8% from Las Animas and Huerfano counties, 6% from Trinidad and 5% from the La Junta area.

CONTENTS

Executive Summary.....	i
PCMS 2024 Harvest Data Summary	3
PCMS Historical B&C Data and Harvest Numbers	5-8
All PCMS Mule Deer, Elk & Pronghorn Harvested (2014-2024).....	9
Bighorn Sheep Rams Harvested (2012 – 2024).....	10
2024 Average B&C of PCMS Big Game Species by Season	11
B&C Scores for Mule Deer, Elk, Pronghorn & Bighorn Sheep (2012 – 2024).....	12-15
Boone & Crockett Scores (Gross).....	16-19
Downrange Passes by Month (Calendar Year 2024)	20
Downrange Passes by Month (Hunt Year 2024)	21
Total Downrange Passes by Calendar Year (2016-2024)	22
Downrange Passes for Deer by Season (2015 – 2024)	23
Downrange Passes for Plains Deer by Season (2015 – 2024)	24
Downrange Passes for Elk by Season (2015 – 2024) Chart 1.....	25
Downrange Passes for Elk by Season (2015 – 2024) Chart 2.....	26
Downrange Passes for Plains Elk by Season (2015 – 2024).....	27
Downrange Passes for Pronghorn by Season (2015 – 2024)	28
Downrange Passes for Big Game (2016 – 2024)	29
Downrange Passes for Coyote, Bobcat & Other Small Game (2016 – 2024).....	30
Downrange Passes for Turkey, Lion & Bear (2016 – 2024)	31
Downrange Passes for Scouting and Other Activities (2016 – 2024)	32
Number of OTC Bull Elk Hunters by Season (2016 – 2024).....	33
Number of PCMS Bull Elk Harvested by Rifle Seasons (2016 – 2024).....	34
Number of PCMS Bulls Harvested by Archery & Muzzleloader Seasons (2016 – 2024).....	35
Number of Cow Elk Harvested by Year (2011 – 2024)	36
Percent of 4 th Season Multi-unit Elk Hunters that Hunt on PCMS 2011-2024	37
Turkey Harvested (2016-2024) All Seasons & Gender (PCMS & USFS).....	38
Number of Turkey Hunters by Year (2016-2024).....	39
Number of Individual Recreationists at PCMS (2015 – 2024).....	40

Number of Customer Types at PCMS (2018-2024).....	41
Percent of Customer Types at PCMS (2018-2024).....	42
Percentage of Recreationists at PCMS by State to 1% Level.....	43
Percentage of Recreationists at PCMS by City to 1% Level.....	44
Percentage of Recreationists at PCMS by Activity.....	45
Daily Number of Recreationists August 15 – January 31.....	46
2024 Hunting Photos	47

IMPORTANT NOTES:

- All Boone and Crockett (B&C) data were collected by the individual hunter, not PCMS biologists. Therefore, B&C scores are subject to variation. All B&C scores and calculations are reviewed by PCMS biologists and the calculations are corrected when necessary.
- All B&C numbers used in this report are derived from the gross scores and not the final (adjusted) scores. Final scores are usually lower than gross scores because points are deducted for asymmetry in the final score. The exception to this is when scoring an atypical animal. When considering management options, the PCMS biologists focus more on overall size rather than symmetry.
- The average was calculated using all the acceptable B&C scores. For elk, spike animals were not included. This year 100% of hunters turned in their B&C data.
- This report was prepared solely to share hunting data collected on PCMS and not to provide any statistical analysis. Statistical analysis was not performed because the sample sizes (n) were generally too small, and there was too great a degree of variation in the data collection method to provide accurate statistical analysis.
- Calendar Year is Jan 1 – Dec 31
- Hunt Year is Apr 1 – Mar 31

PCMS 2024 Harvest Data Summary

MULE DEER

Rifle Data (142 only)

Total number of buck permits	19
Total number of hunters that showed	18
Percent of hunters that showed	95%
Rifle bucks harvested	6
Rifle buck success rate	33%
Average B&C	143 5/8

Total number of doe permits	20
Total number that showed	11
Percent of hunters that showed	55%
Rifle does harvested	2
Rifle doe success rate	18%

Muzzleloader (142 only)

Total number of buck permits	15
Total number that showed	12
Percent of hunters that showed	80%
ML Bucks Harvested	3
ML buck success rate	25%
Average B&C	120 4/8

Total number of doe permits	15
Total number that showed	7
Percent of hunters that showed	47%
ML does harvested	1
ML doe success rate	14%

Archery (142 only)

Total number of tags (either sex)	35
Total number that showed	26
Percent of hunters that showed	74%
Archery bucks harvested	1
Archery does harvested	0
Hunter success rate	4%
Average B&C	158 4/8

All Seasons

Total # bucks harvested	10
Average size	138 1/8
% with B & C > 180	10%
Total # does	3

ELK

Rifle Data (2nd & 3rd season OTC multi-unit)

Total number of bull elk permits	OTC
Total number of bull hunters	41
Percent of hunters that showed	n/a
Rifle bulls harvested	8
Rifle bull elk success rate	19%
Average B & C	211 0/8

Rifle Data (4th season multi-unit draw)

Total number of bull elk permits	30
Total number of hunters at PCMS	11
Percent of hunters at PCMS	37%
Rifle bulls harvested	4
Bull elk (4 th season) success rate	36%
Average rifle B & C	230 7/8

Rifle Cow elk (142 only)

Total number of cow permits	25
Total number of cow hunters	22*
Percent of hunters that showed	96%
Cows harvested*	12
Cow elk success rate	54%

* Includes 2 youth hunters. There were 25 adult tags.

Muzzleloader (multi-unit)

Total number of permits	20
Total number that showed	10
Percent of hunters that showed	50%
ML bull elk harvested	0
ML cow elk harvested	0
ML success rate	0
Average B&C	NA

Archery (multi-unit OTC)

Total number of permits	OTC
Total number of hunters that showed	9
Archery bulls harvested	0
Archery cows harvested	0
Archery success rate	0%
Average B&C	N/A

All Seasons

Total # bulls harvested	8
Average size	237 2/8
% with B & C > 300	0%
Total # cows	12

PRONGHORN

Rifle (142 only)

Total number of buck permits	25
Total number that showed	23
Percent of hunters that showed	92%
Rifle bucks harvested	18
Rifle success rate	78%
Average B&C	63 6/8

Total number of doe permits	25
Total number that showed	18
Percent of hunters that showed	72%
Rifle does harvested	10
Rifle doe success rate	55%

Muzzleloader

Total number of buck permits	20
Total number that showed	19
Percent of hunters that showed	96%
ML bucks Harvested	7
ML buck success rate	37%
Average B&C	66 3/8

Total number of doe permits	20
Total number that showed	7
Percent of hunters that showed	35%
ML does harvested	6
ML doe success rate	71%

Archery (multi-unit OTC)

Total number of tags (either sex)	OTC
Total number that showed	2
Percent of hunters that showed	n/a
Archery bucks harvested	0
Archery does harvested	0
Hunter success rate (bucks)	0%
Average B&C	NA

All Seasons

Total # bucks harvested	25
Average size	69 1/8
% with B & C > 75	0%
Total # does	16

BIG HORN SHEEP

Rifle (Unit S-61)

Total number of ram permits	4
Total number of hunters that showed	4
Percent of hunters that showed	100%
Rams harvested	3
Ram success rate	75%
Average B&C	143 1/8
% with B&C > 160	33%

OTHER GAME

As of 01 Mar 2025 other game harvested on PCMS includes:

coyotes - 39
bobcats - 2
gray fox - 0
rabbits - 0
turkey - 7
badger - 1
scaled quail - 0
mountain lion - 0
bear - 0
dove - 0

PCMS Historical B&C Data and Harvest Numbers for Buck Pronghorn

	Archery Pronghorn		Muzzleloader Pronghorn		Rifle Pronghorn		Total Pronghorn	
	n	Gross Avg	n	Gross Avg	n	Gross Avg	n	Gross Avg
2011	2	*	5	*	14	*	21	*
2012	2	72	2	60	13	70 7/8	17	67 5/8
2013	2	64	1	70 4/8	**	**	3	66 1/8
2014	3	65 3/8	5	65 6/8	11	70 6/8	19	68 2/8
2015	1	58 6/8	10	71	15	73 3/8	26	71 7/8
2016	4	54 1/8	14	63	***	***	18	58 4/8
2017	4	55 6/8	28	67 2/8	19	72 3/8	51	68 2/8
2018	***	***	32	69 5/8	14	67 5/8	46	68 6/8
2019	2	70 6/8	19	72 1/8	13	68 3/8	34	70 5/8
2020	3	75 4/8	16	65 7/8	3****	70 5/8	22	67 7/8
2021	3	64	13	65 3/8	14	65 4/8	30	65 3/8
2022	2	64 2/8	11	68 5/8	9****	65 6/8	22	66 2/8
2023	4	63 6/8	12	72 5/8	17	69 0/8	33	69 5/8
2024	0	NA	7	66 3/8	18	62 7/8	25	64 1/8

* No B&C score collected. ** No rifle hunt due to government shut down. ***No hunt due to training. ****Limited season

Rifle Pronghorn Horn Length 1989-1997									
Year	1989	1990	1991	1992	1993	1994	1995	1996	1997
# Pronghorns Measured	27	38	33	41	36	37	36	n/a	28
Avg. Horn Length	10 4/8	12	12 1/8	12 1/8	12 4/8	12 4/8	12 2/8	n/a	12 2/8

Rifle Pronghorn Horn Length 2012-2020									
Year	2012	2013*	2014	2015	2016**	2017	2018	2019	2020***
# Pronghorns Measured	13	n/a	11	15	n/a	19	14	13	3
Avg. Horn Length	12 7/8	n/a	13 3/8	13 3/8	n/a	13 3/8	12 4/8	12 6/8	12 3/8

Rifle Pronghorn Horn Length 2021-2029									
Year	2021	2022***	2023	2024	2025	2026	2027	2028	2029
# Pronghorns Measured	14	9	17	20					
Avg. Horn Length	11 7/8	12 4/8	12 4/8	11 7/8					

*Cancelled due to government shutdown. **Cancelled due to training. ***Partial Season due to training

NOTES:

From 1989 to 1997 the B&C scores were calculated by adding the horn lengths, basal circumferences and length of prongs.

The B&C score method eventually changed to include the above, and also the circumferences at four points along each horn, tip to tip spread and the inside spread. In order to compare this historical data and the current data, only the horn lengths are used.

PCMS Historical B&C Data and Harvest Numbers for Buck Deer

	Archery Deer		Muzzleloader Deer		Rifle Deer		Total Deer	
	<i>n</i>	<i>Gross Avg</i>	<i>n</i>	<i>Gross Avg</i>	<i>n</i>	<i>Gross Avg</i>	<i>n</i>	<i>Gross Avg</i>
2011	2	137 2/8	-	-	12	136 7/8	14	137 1/8
2012	7*	112 3/8	7	132 1/8	10*	137 1/8	24	127 2/8
2013	3	142 1/8	3	131 3/8	10	168 2/8	15	156 2/8
2014	7	141 7/8	4*	114 4/8	9	153 5/8	18	142 6/8
2015	9	159 2/8	2	140	14	167 1/8	25	162 1/8
2016	5	131 7/8	5	155 6/8	10	159 1/8	20	151 4/8
2017	7	150 4/8	11	148 4/8	17	164 2/8	35	156 5/8
2018	7	123 5/8	6	124	17	137 1/8	40	131 3/8
2019	6	128 2/8	6	154 3/8	19	166 7/8	31	149 7/8
2020	7	140 4/8	**	N/A	5	171 5/8	12	153 4/8
2021	8	149 5/8	7	166	15	153 2/8	30	151 3/8
2022	6	161 5/8	3	160 7/8	6	140 3/8	15	153
2023	9	143 4/8	6	168 3/8	16	159 2/8	31	156
2024	1	158 4/8	3	120 2/8	6	143 5/8	10	138 1/8

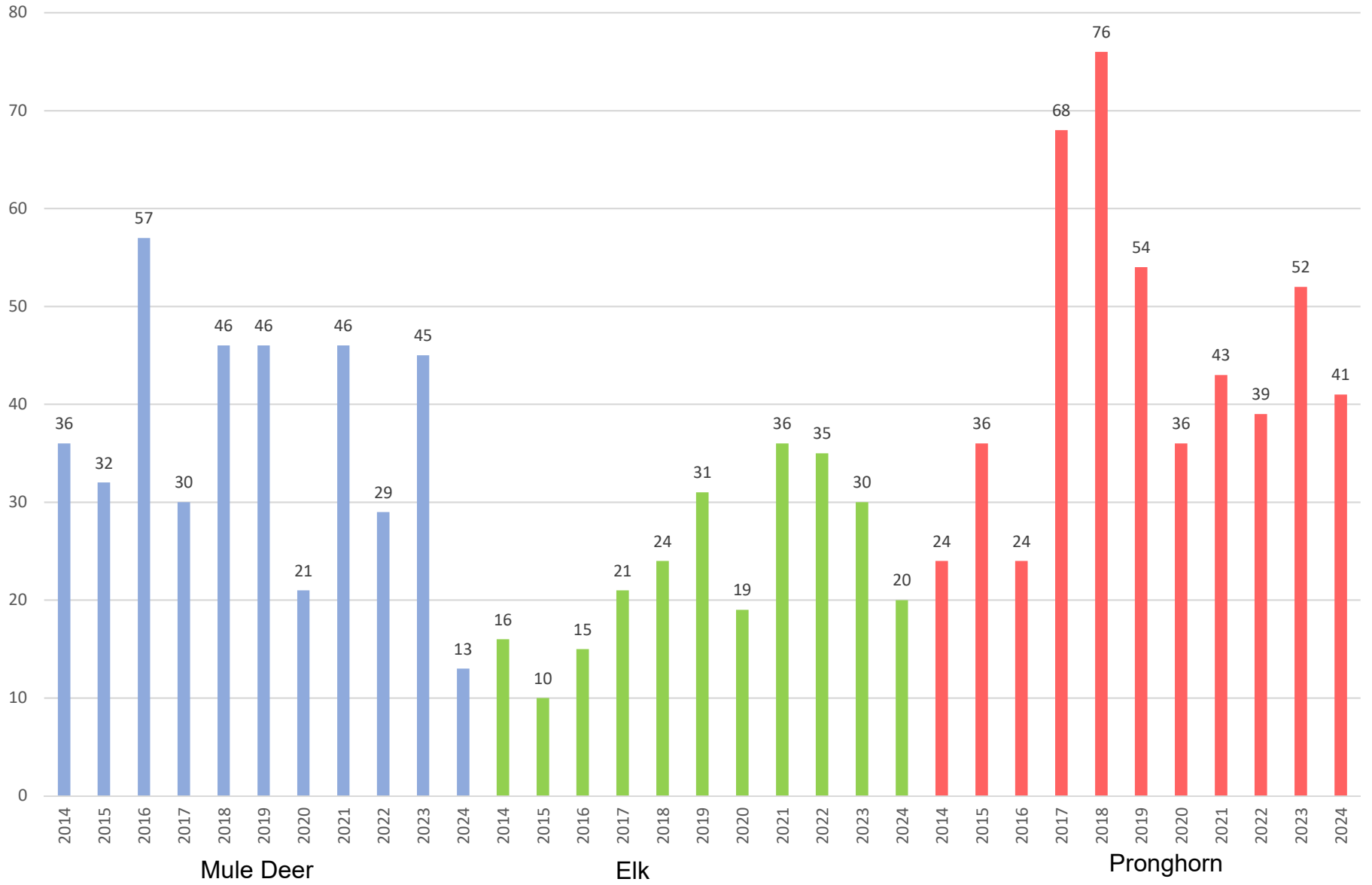
*Some scores were missing. **No hunt due to training

PCMS Historical B&C Data and Harvest Numbers for Bull Elk

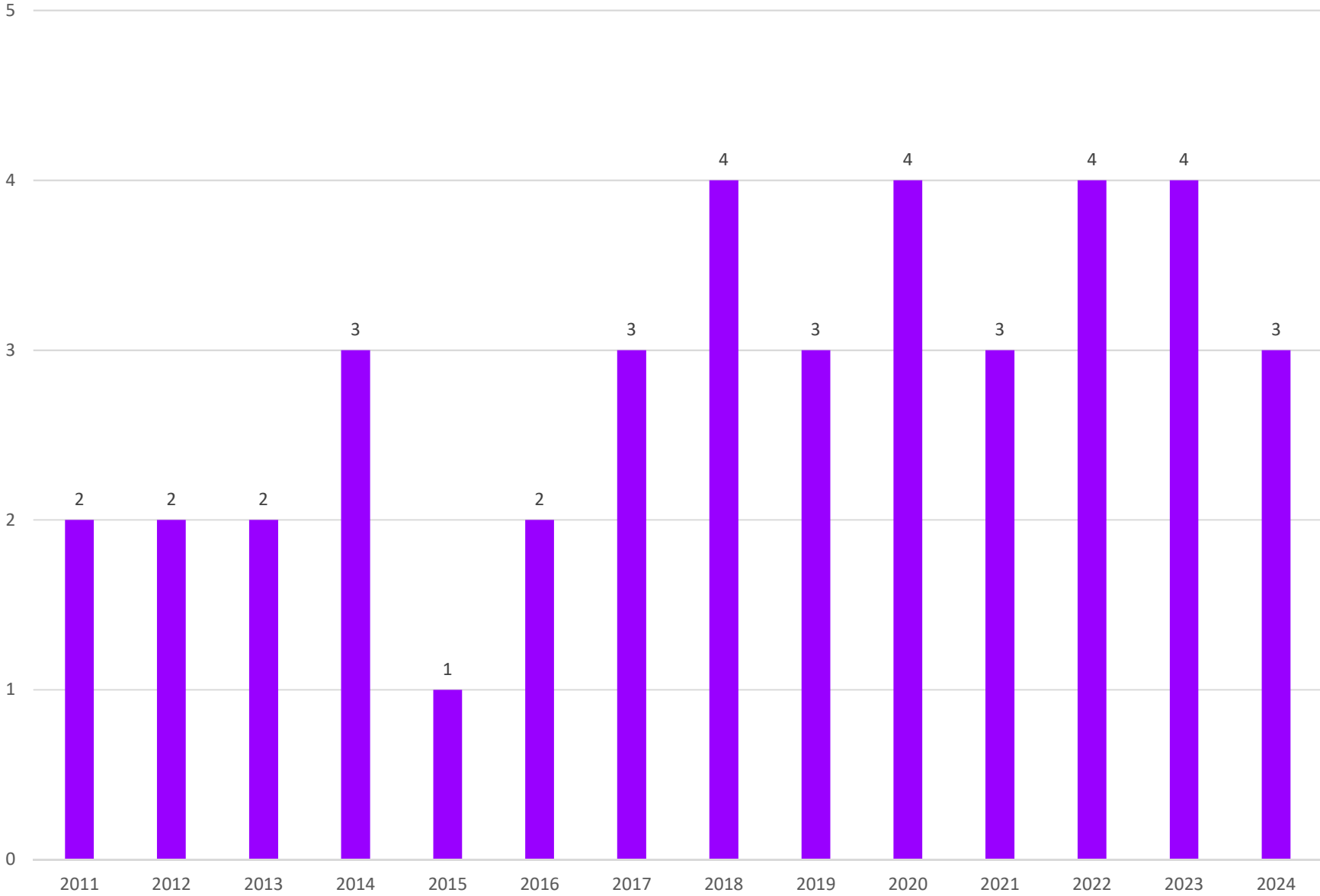
	Archery Elk		Muzzleloader Elk		OTC & Draw Rifle Elk		Total Elk	
	n	Gross Avg	n	Gross Avg	n	Gross Avg	n	Gross Avg
2011	1	*	1	*	2	*	4	-
2012	1	258	1	297 4/8	9	235	11	263 4/8
2013	0	0	2	272 6/8	5	241 2/8	8**	255 4/8
2014	1	281 6/8	0	0	12***	253 7/8	13	257
2015	0	0	1*	*	9	244 1/8	10	244 1/8
2016	1	172	1	205 2/8	13	238 5/8	15	232
2017	1	226 5/8	0	0	10	202 4/8	11	204 6/8
2018	2	261 2/8	****	****	20***	226	22	230 1/8
2019	2	278	1	205	20***	222 5/8	23	227 4/8
2020	2	212 4/8	0	0	8	224 2/8	10	222 7/8
2021	2	182	0	0	22	219 1/8	24	215 5/8
2022	2	297 4/8	0	0	20***	192 2/8	22	203 7/8
2023	2	212 1/8	0	0	20***	201 7/8	22	211
2024	0	0	0	0	8	237 2/8	8	237 2/8

*No B&C scores collected **Some scores were missing
 *** Includes spikes (no B&C) ****No hunt due to training

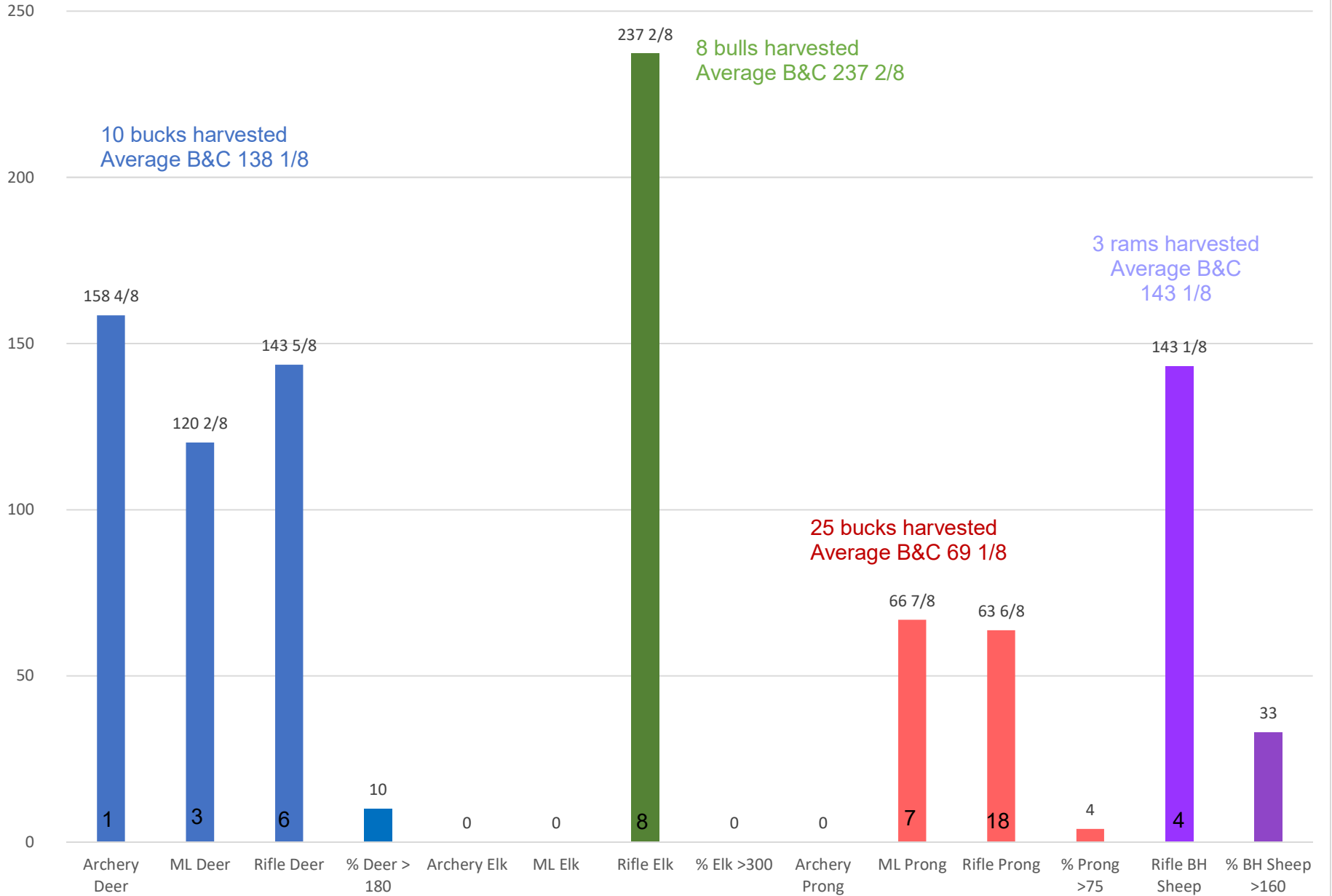
All PCMS Mule Deer, Elk & Pronghorn Harvested 2014-2024 (Male & Female)



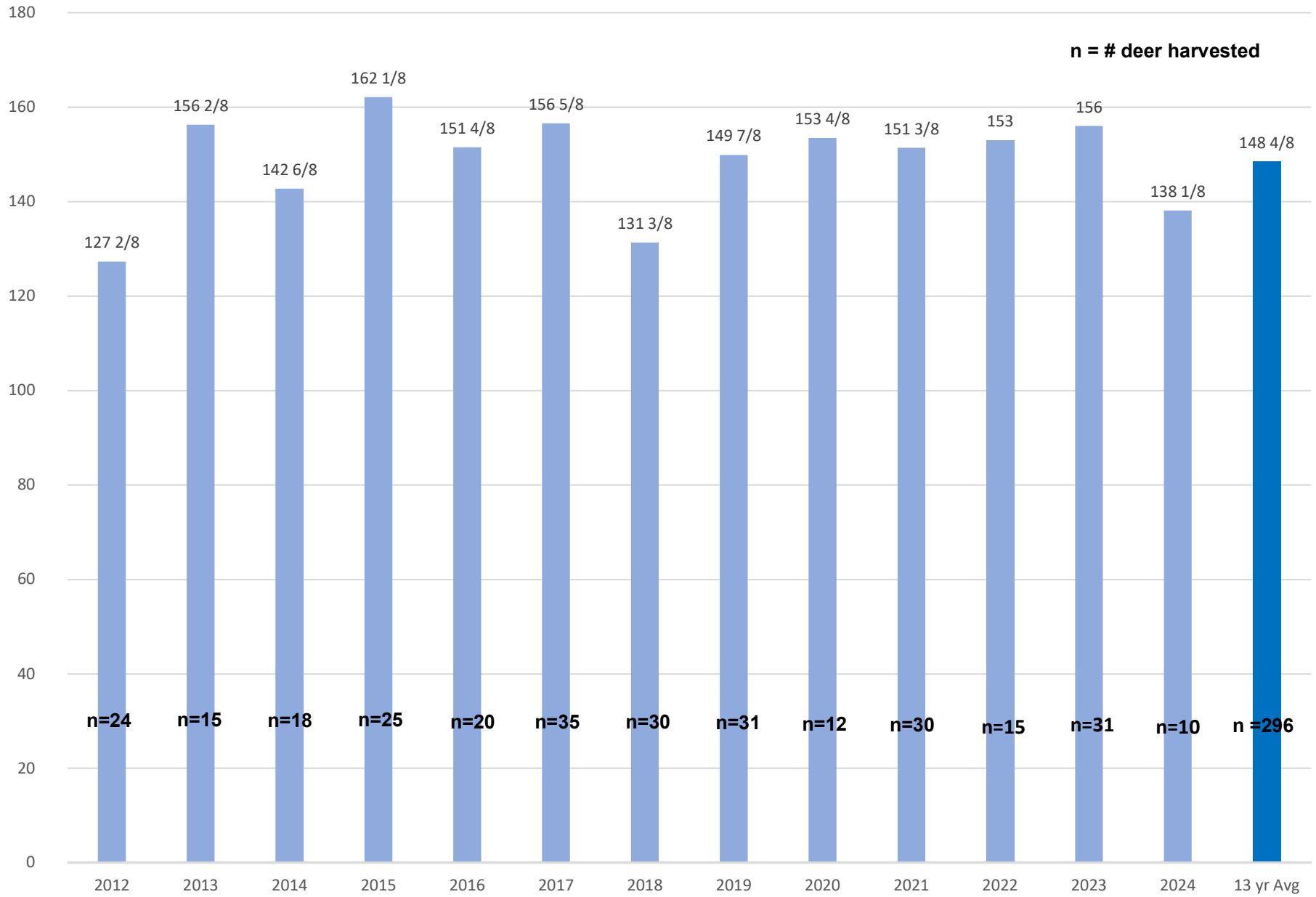
Bighorn Sheep Rams Harvested 2011-2024



2024 Average B&C of PCMS Big Game Species by Season



B&C of All PCMS Mule Deer (2012-2024)

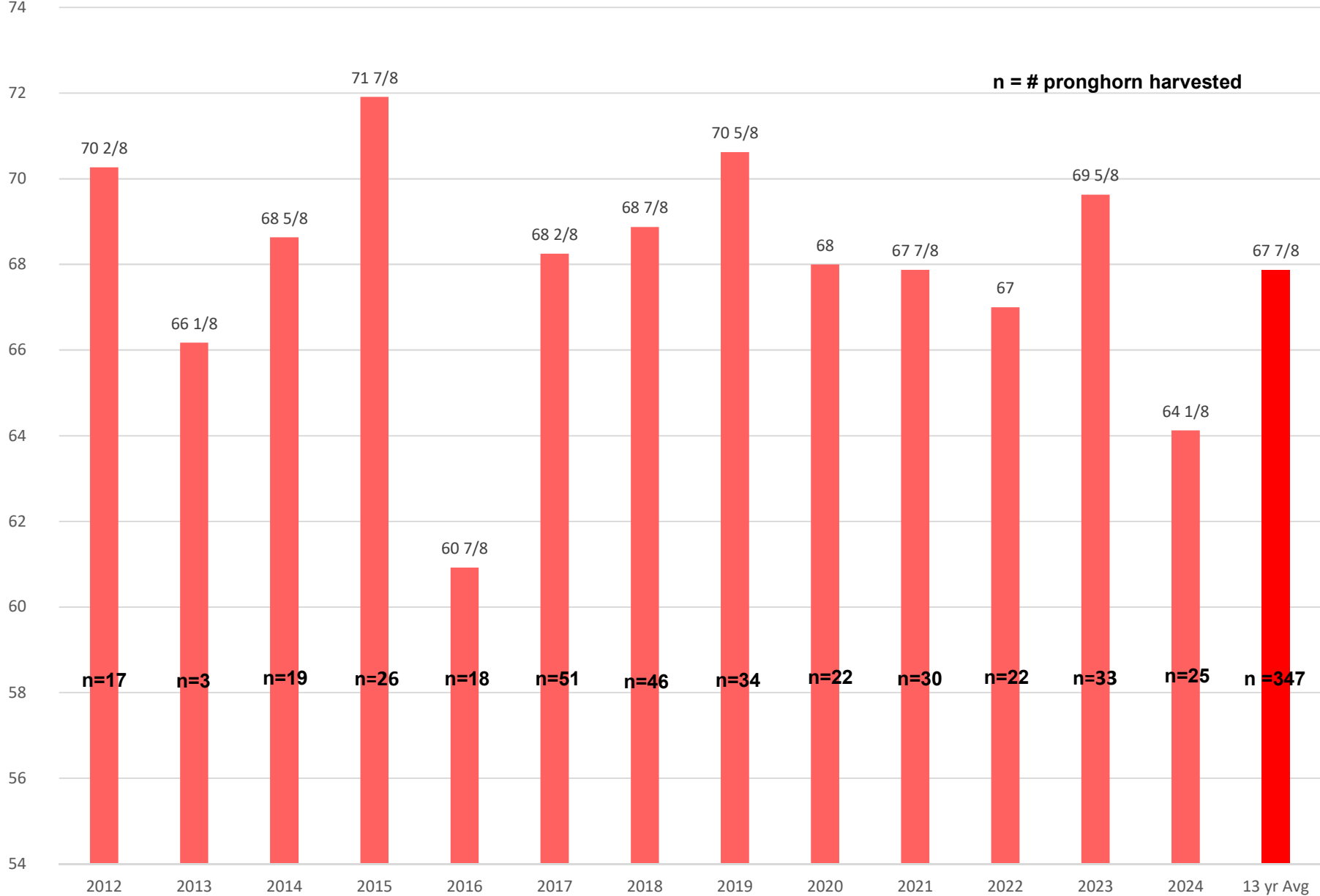


B&C of All PCMS Elk (2012-2024)



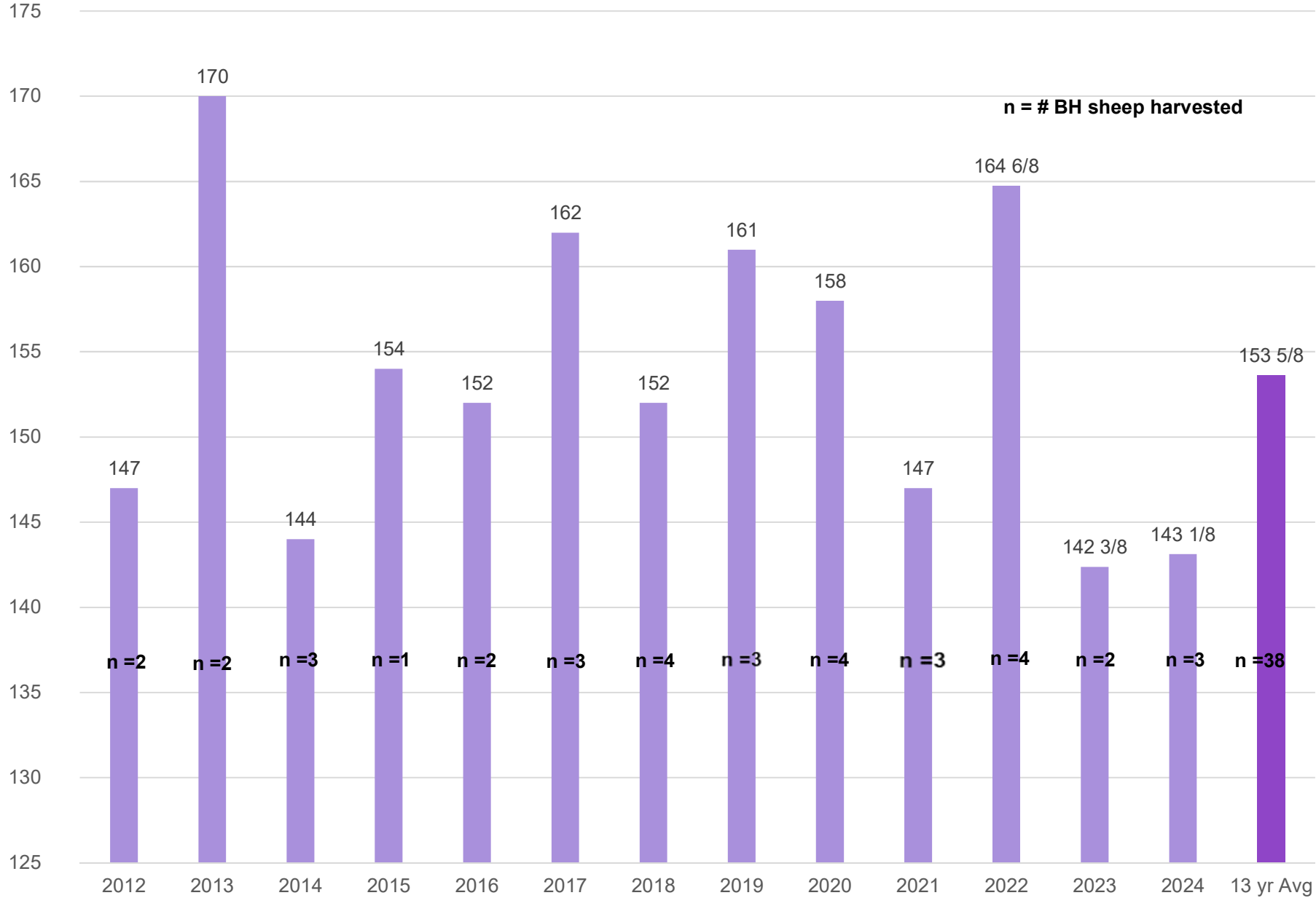
B&C of All PCMS Pronghorn (2012-2024)

n = # pronghorn harvested



B&C of All PCMS Bighorn Sheep (2012-2024)

n = # BH sheep harvested



2024 Boone & Crockett Scores (Gross)

Archery Pronghorn (0)

Rifle Pronghorn (19)

78 5/8*

55 6/8

61 0/8

63 0/8

66 7/8

75 2/8

Muzzleloader Pronghorn (7)

59 2/8

70 2/8

73 6/8

64 1/8

72 2/8

62 2/8

59 5/8

69 0/8

57 5/8

72 0/8

39 4/8

65 0/8

57 3/8

61 5/8

63

66 3/8 Avg

68

66 2/8

69 2/8

62 7/8 Avg

Combined (Archery, Muzzleloader and Rifle) B&C Average: 64 1/8

Pronghorn Bucks Harvested: 26*

***Buck illegally taken out of season. Not included in B&C Averages**

2024 Boone & Crockett Scores (Gross)

<u>Archery Mule Deer (1)</u>	<u>Muzzleloader Mule Deer (3)</u>	<u>Rifle Mule Deer (6)</u>
153 4/8	112 0/8	155 1/8
	134 1/8	155 7/8
	114 4/8	163 1/8
	120 2/8	180 7/8
		46 6/8
		160 1/8
		143 5/8 Avg

Combined (Archery, Muzzleloader and Rifle) B&C Average: 138 1/8*

Mule Deer Bucks Harvested: 10*

***Does not include Plains Deer**

Plains Mule Deer (0)

Plains White-tailed Deer (2)

111

43 2/8

2024 Boone & Crockett Scores (Gross)

Elk Archery (0)

3rd Bull Elk Rifle (0)

Elk Muzzleloader (0)

4th Bull Elk (4)

2nd Bull Elk Rifle (4)

261 2/8

207 4/8

220 0/8

285 2/8

243 4/8 Avg

277 6/8

187 3/8

234 2/8

224 2/8

230 7/8 Avg

Plains Elk (3 bulls)

222 4/8

283 5/8

Spike

253 1/8 Avg

Combined (Archery, Muzzleloader and Rifle) B&C Average: 237 2/8*

Bull Elk Harvested: 8*

*** Does not include Plains Elk**

2024 Boone & Crockett Scores (Gross)

Rifle Bighorn Sheep (3)

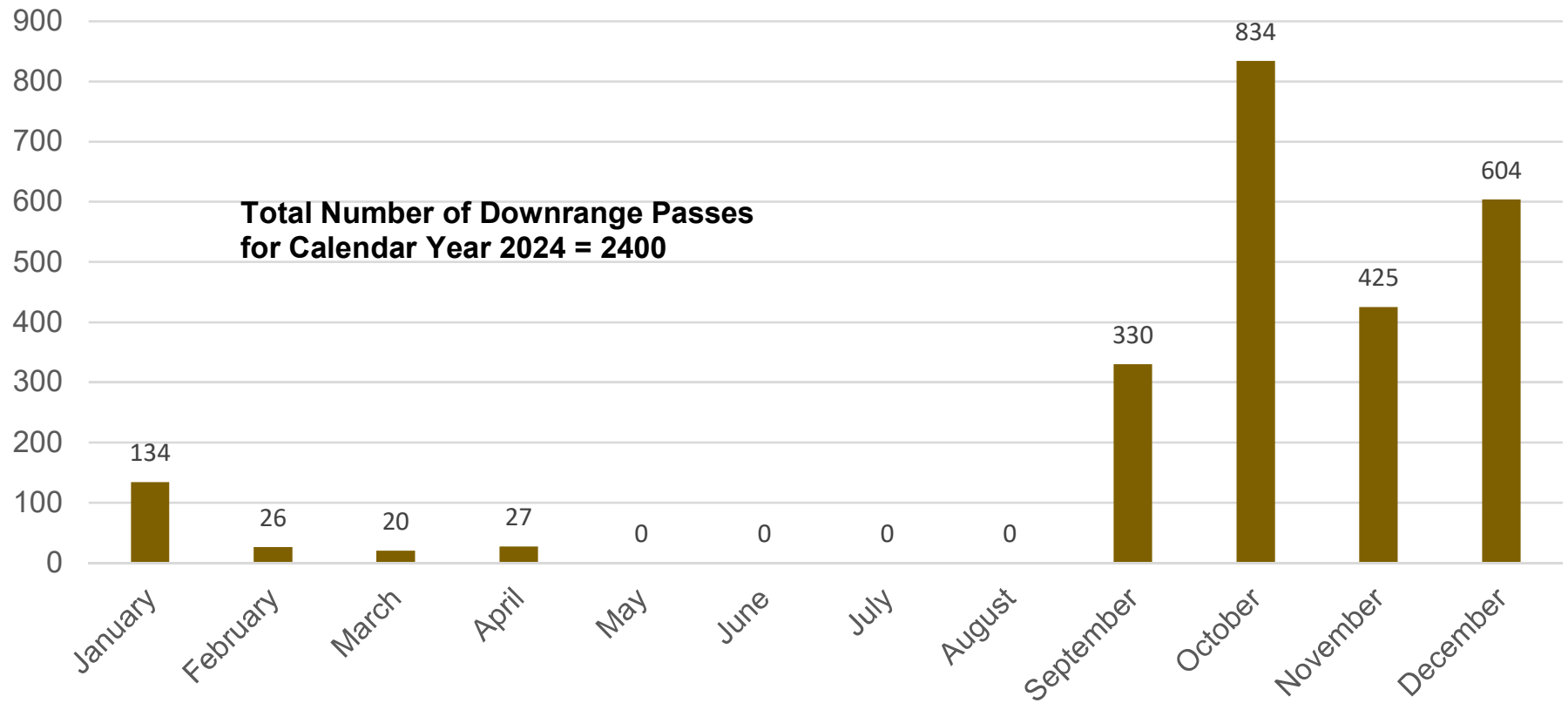
129

162 $\frac{6}{8}$

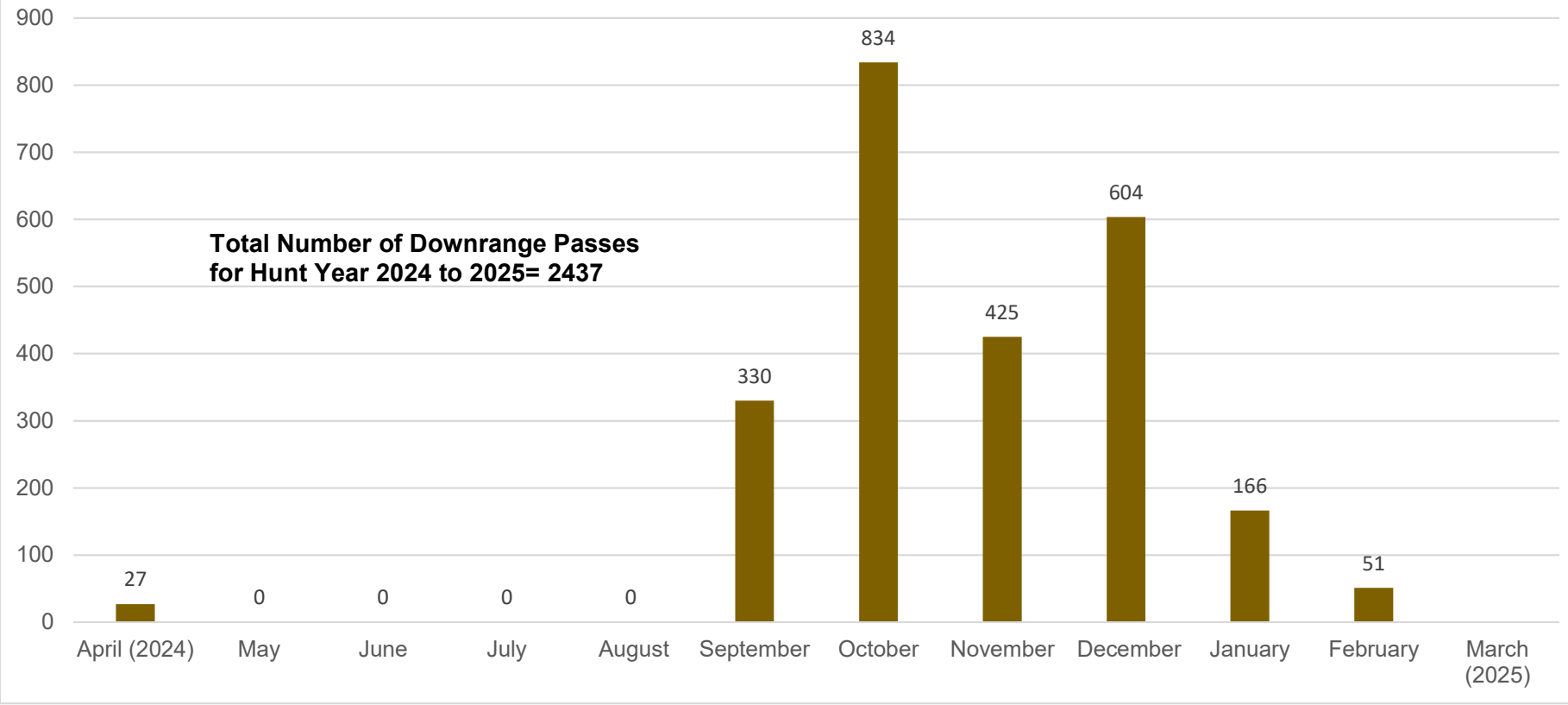
137 $\frac{6}{8}$

141 $\frac{1}{8}$ Avg

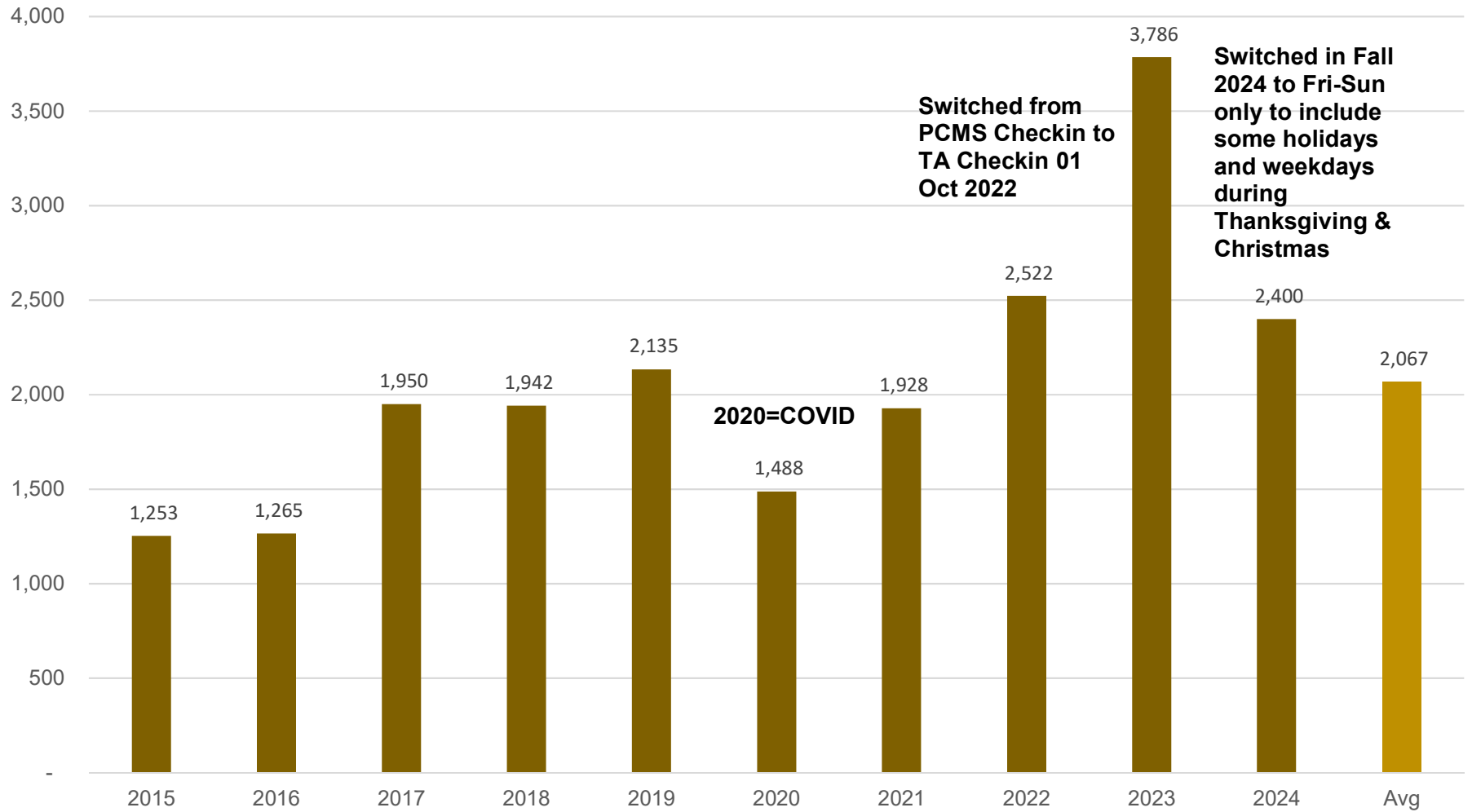
Downrange Passes by Month (Calendar Year 2024)



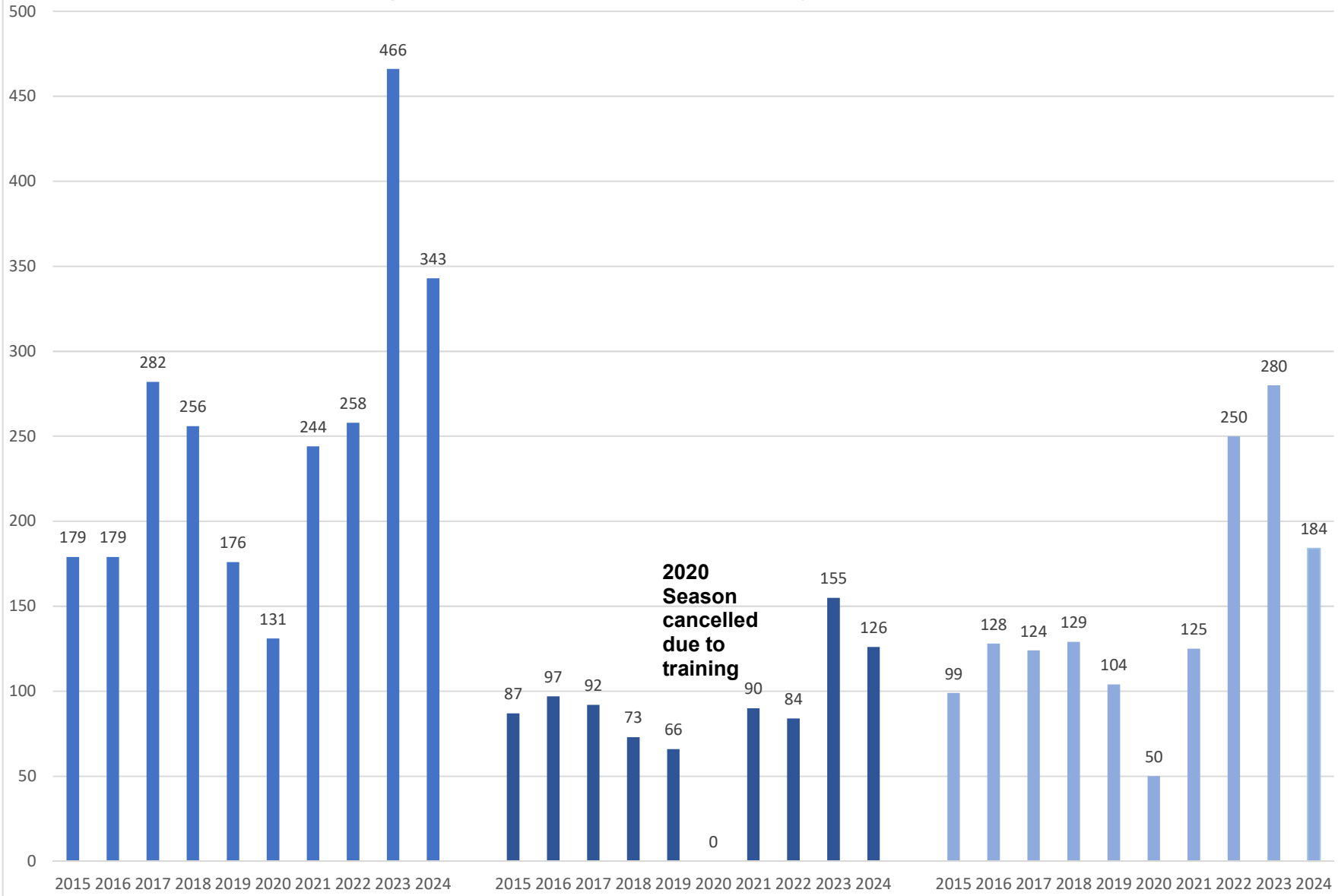
Downrange Passes by Month (Hunt Year 2024-2025)



Total Downrange Passes by Calendar Year 2015-2024



Downrange Passes for PCMS Deer by Season (2015-2024)

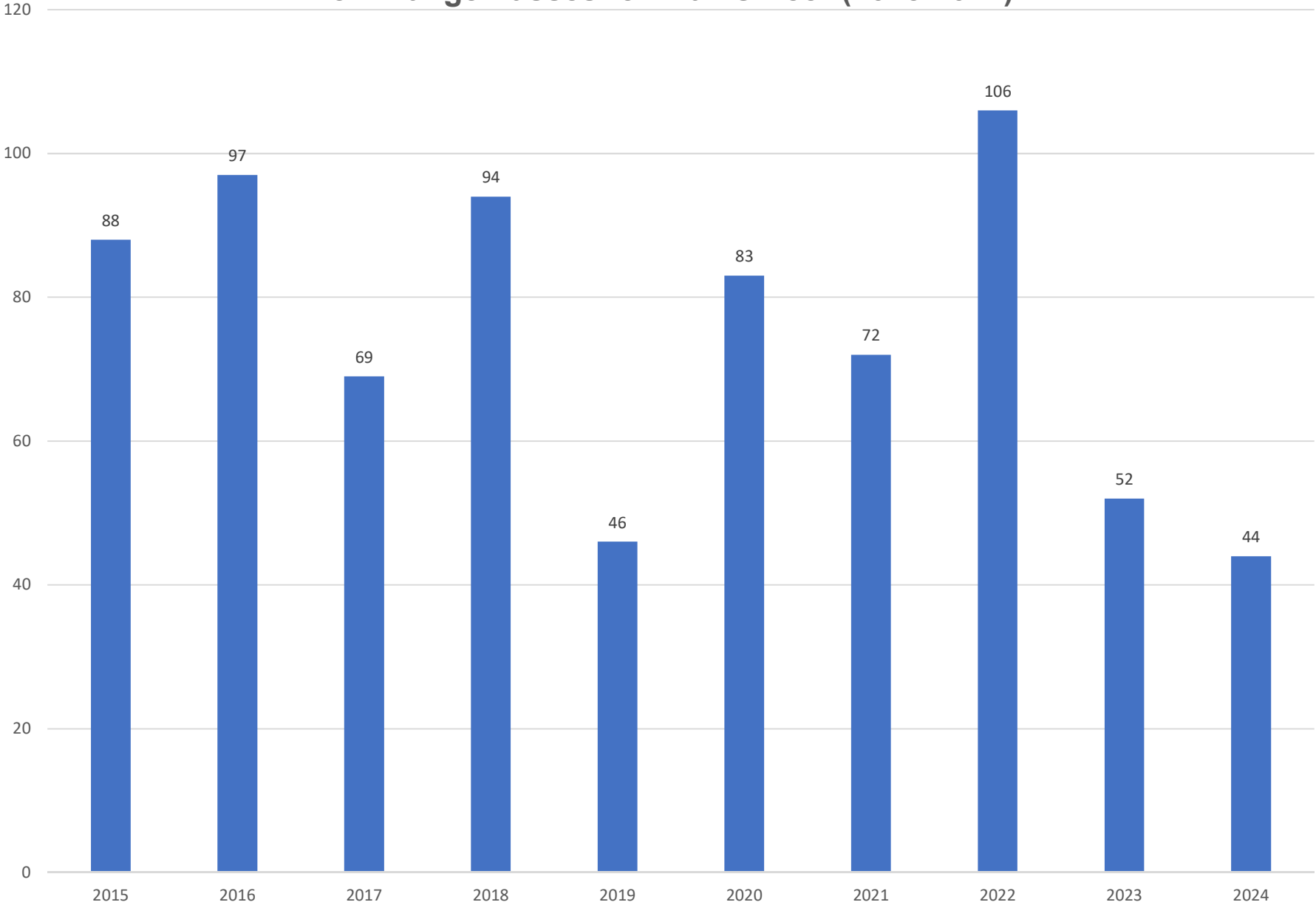


Archery

Muzzleloader

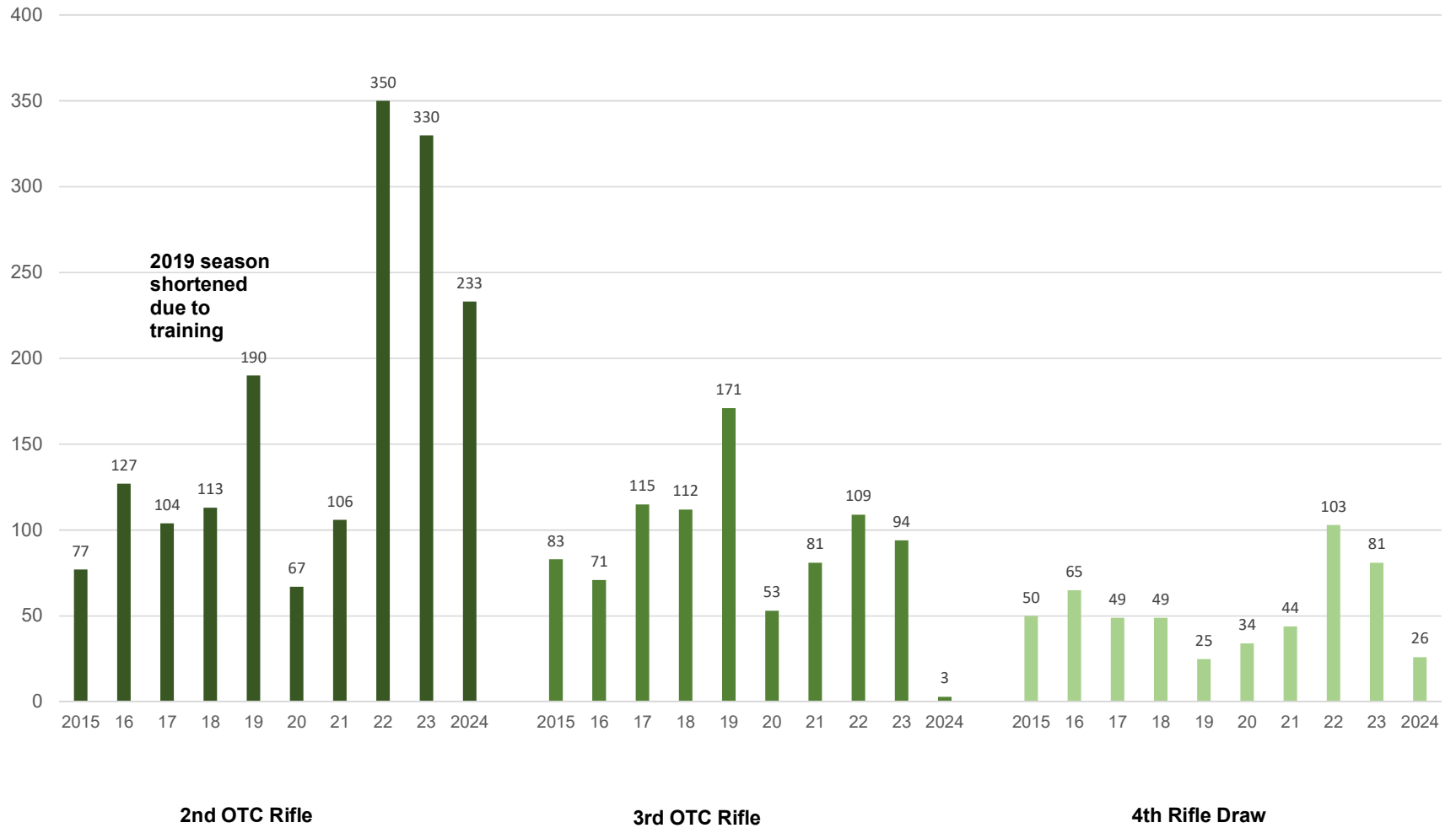
Rifle

Downrange Passes for Plains Deer (2015-2024)

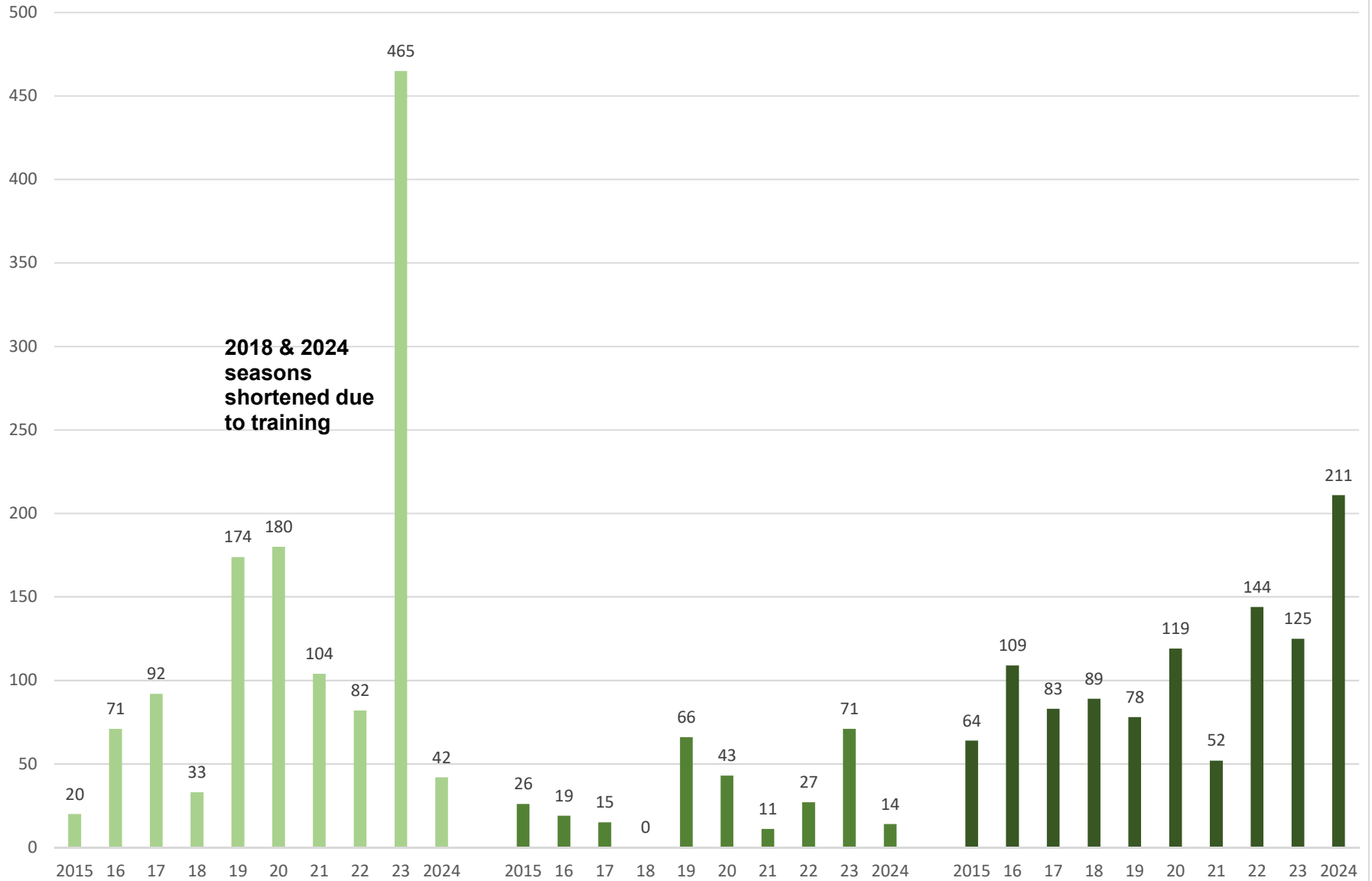


Plains Deer

Downrange Passes for Elk by Season (2015-2024)



Downrange Passes for Elk by Season (2015-2024)



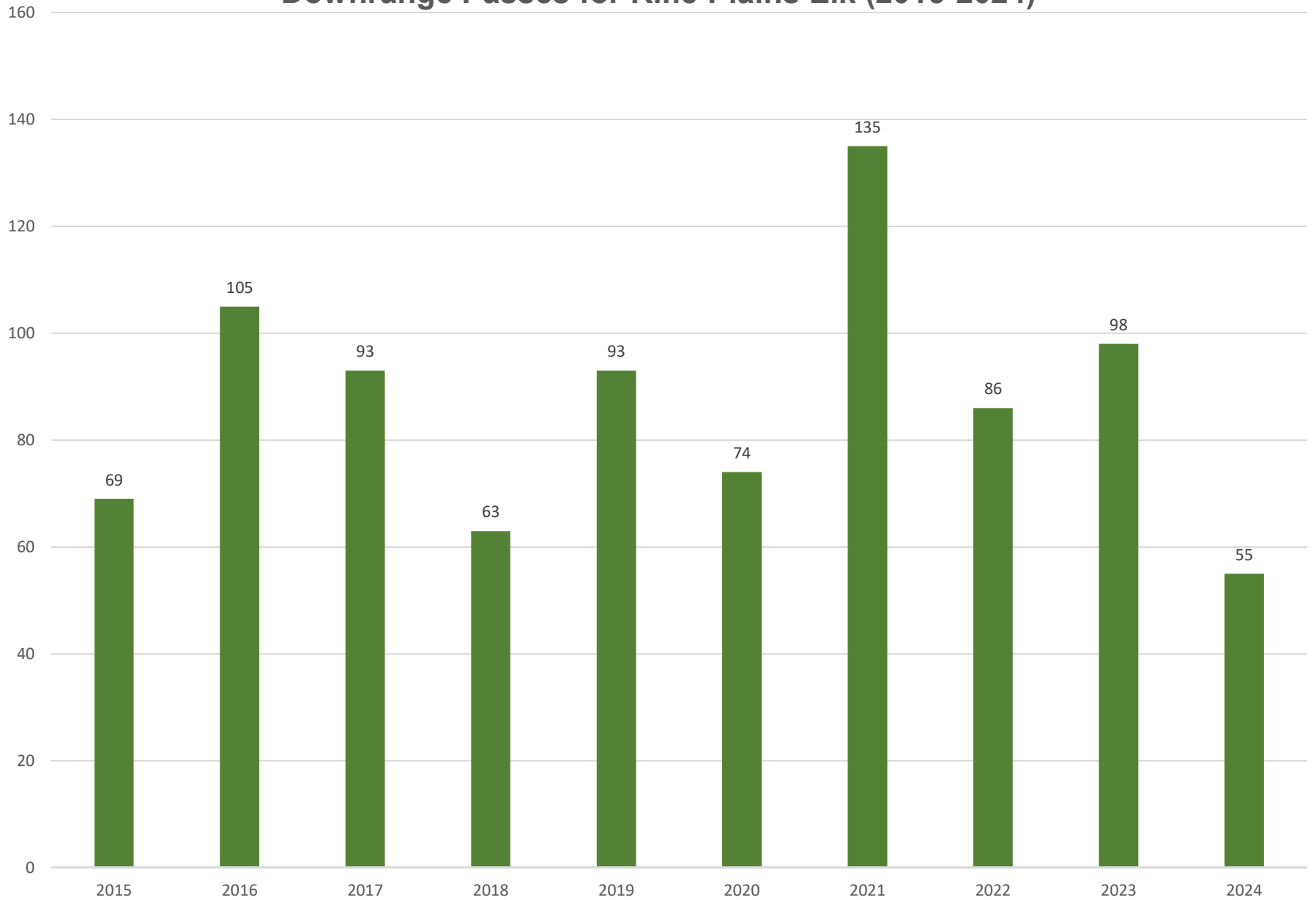
Archery

Muzzleloader

Late Rifle Cow

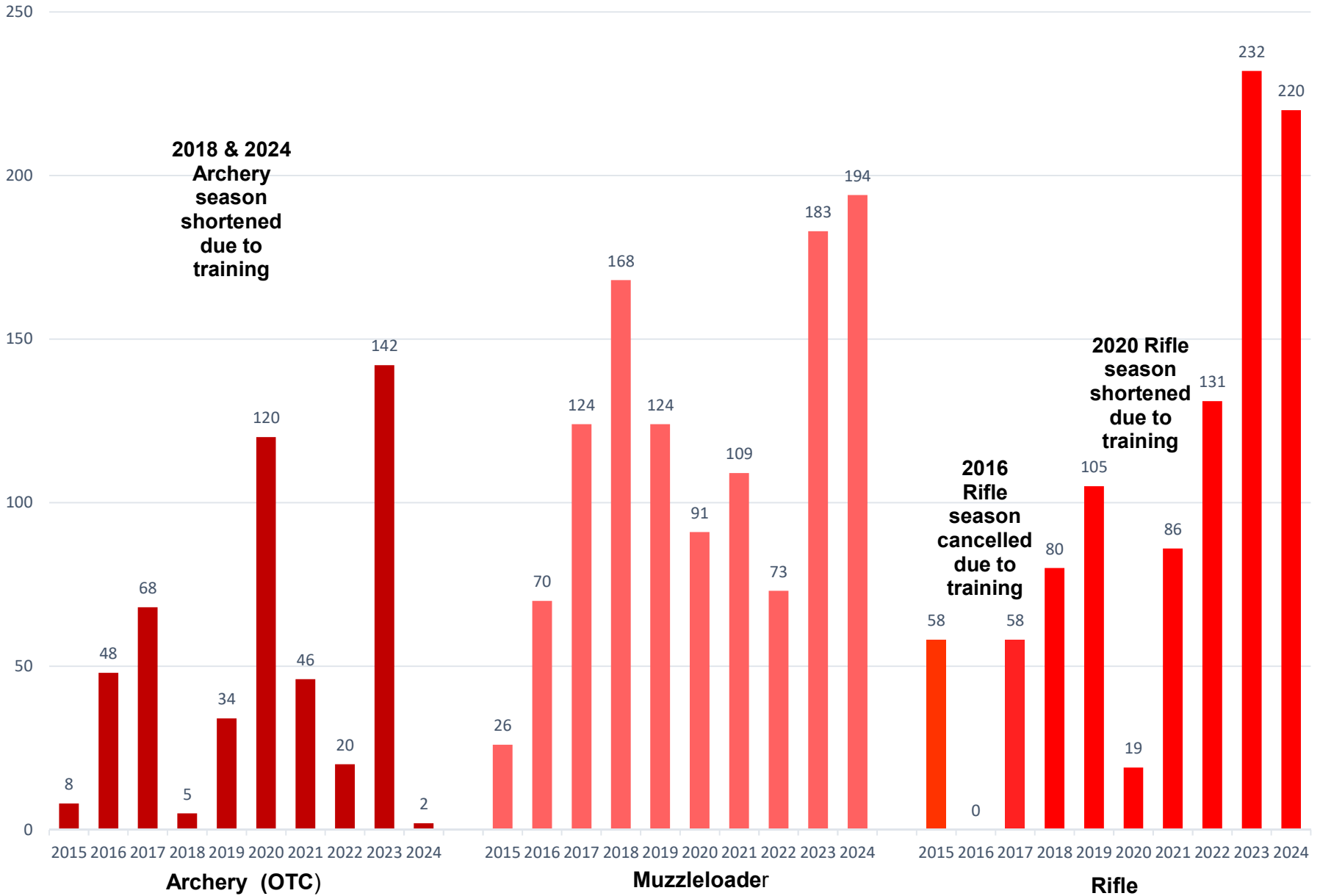
2018 & 2024
seasons
shortened due
to training

Downrange Passes for Rifle Plains Elk (2015-2024)



Rifle Plains Elk

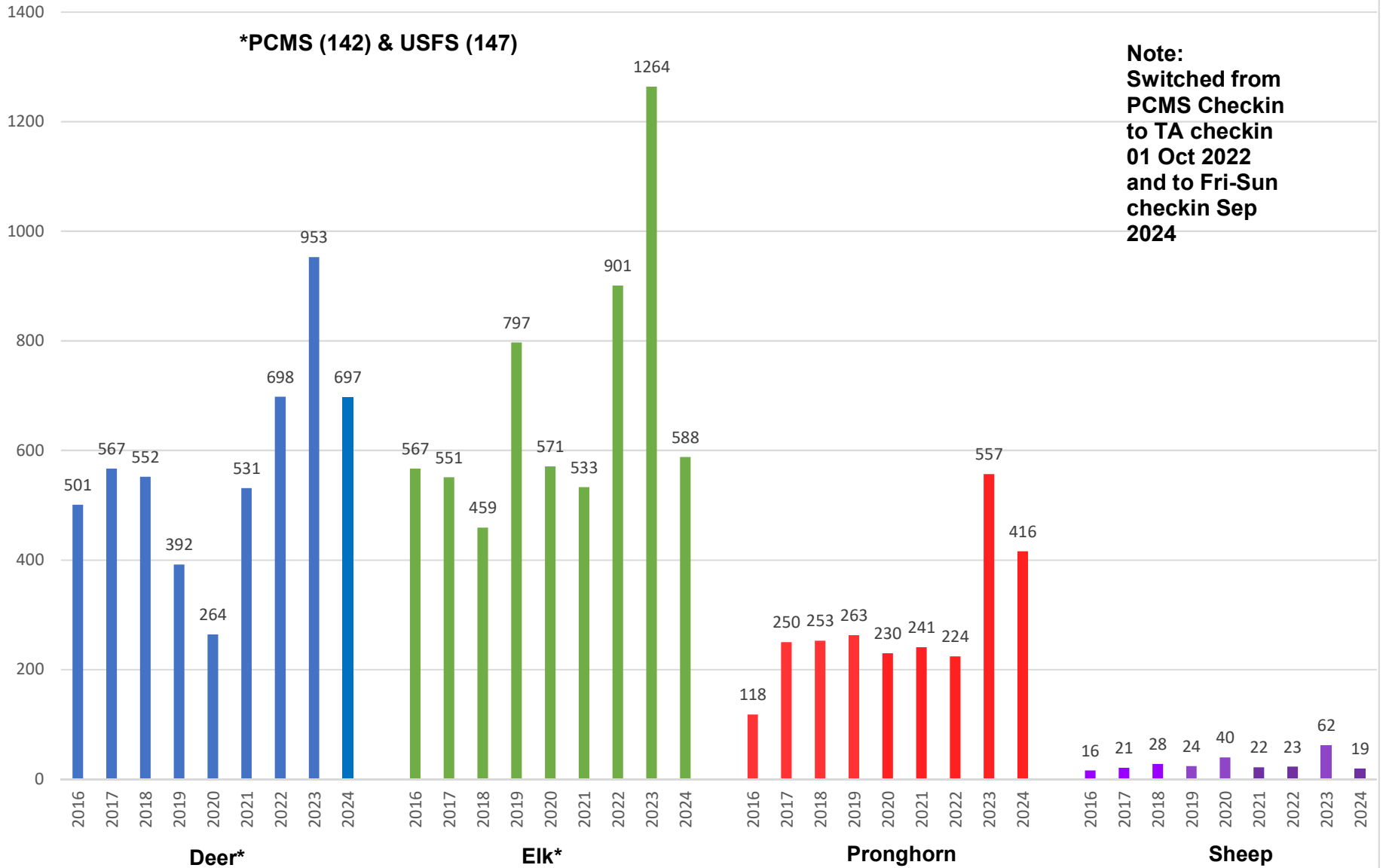
Downrange Passes for Pronghorn by Season (2015-2024)



Downrange Passes for Big Game (2016-2024) (Hunt Year: Apr 1 - Mar 31)

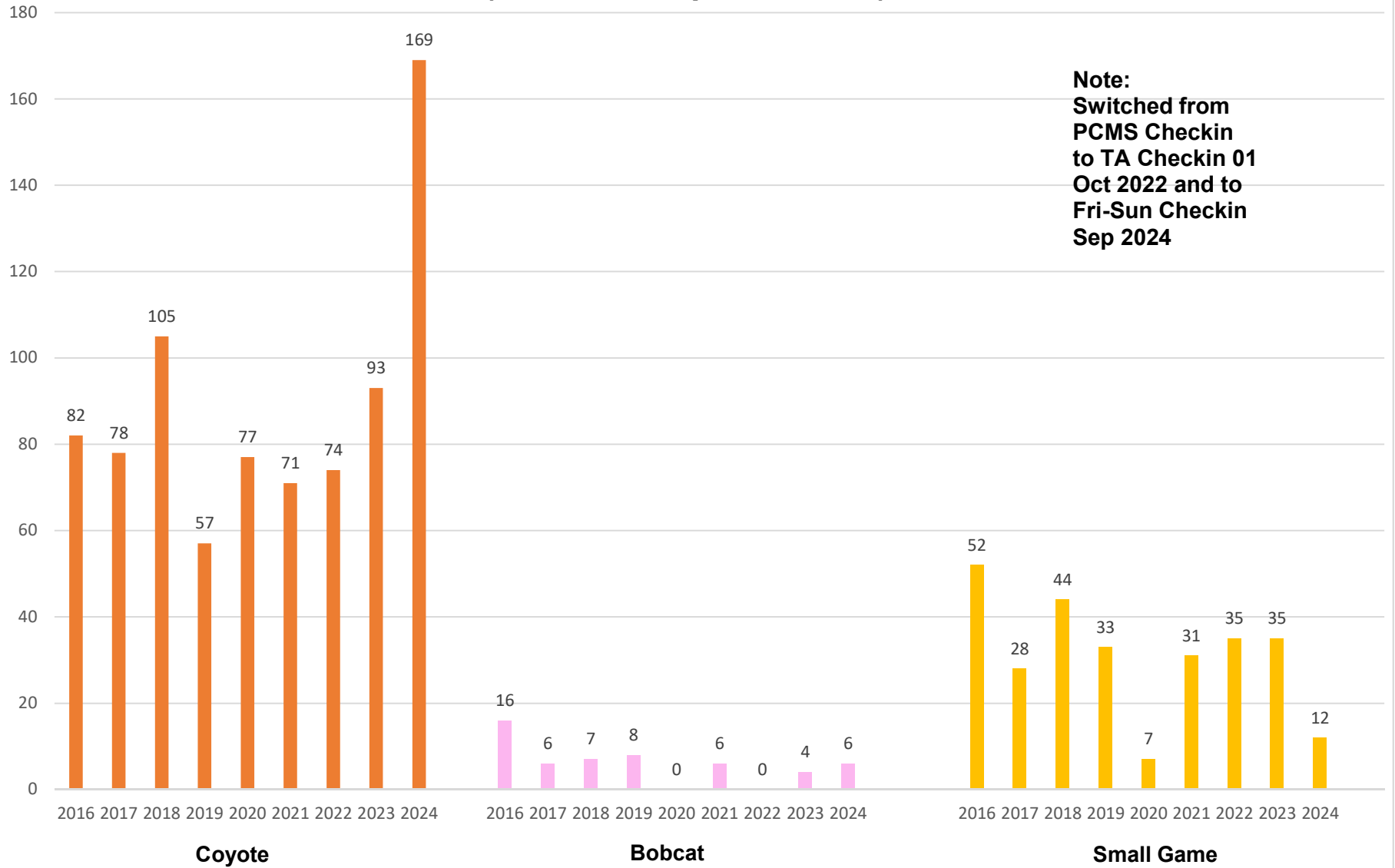
***PCMS (142) & USFS (147)**

**Note:
Switched from
PCMS Checkin
to TA checkin
01 Oct 2022
and to Fri-Sun
checkin Sep
2024**

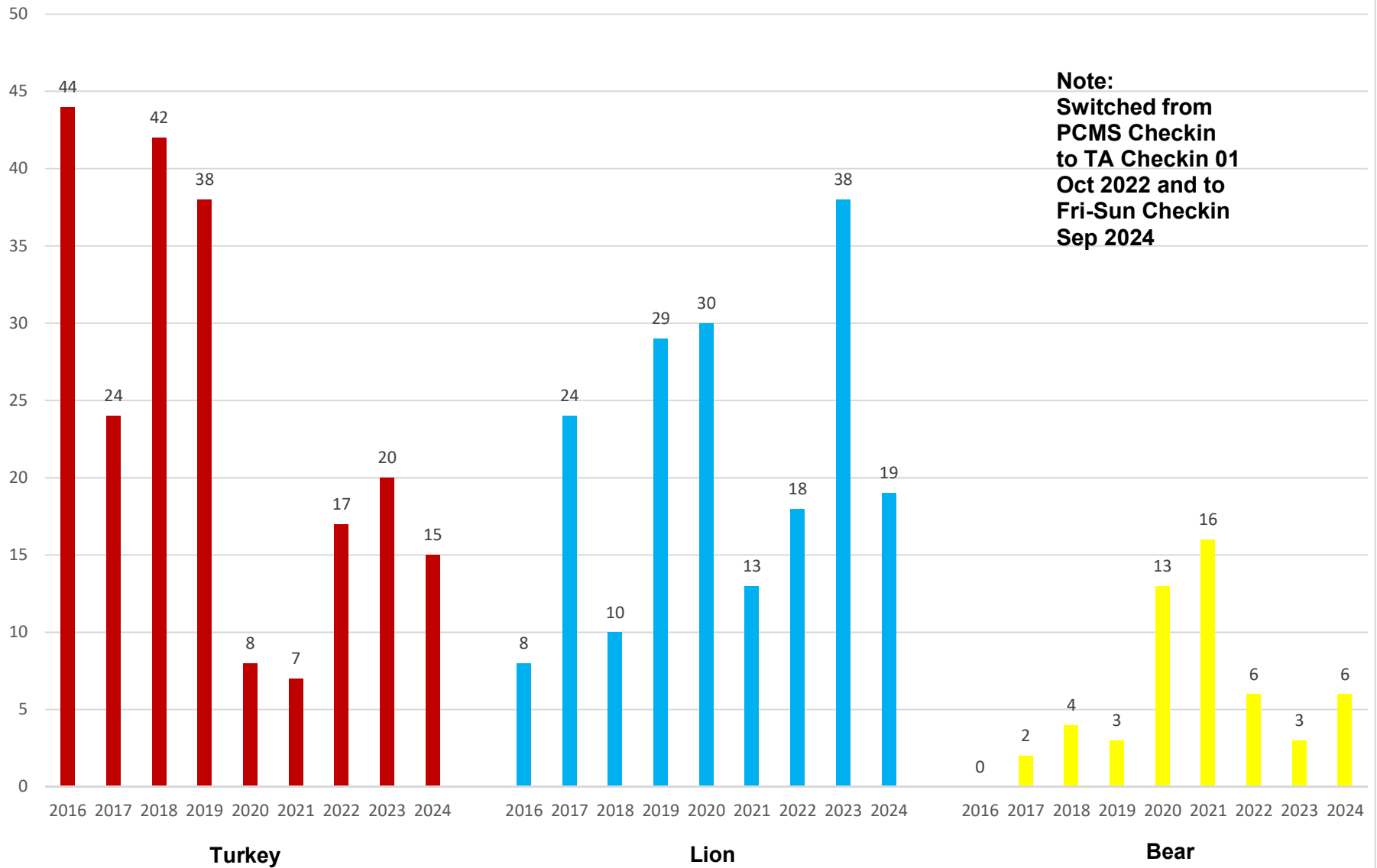


Downrange Passes for Coyote, Bobcat & Other Small Game (2016-2024) (Hunt Year: Apr 1- Mar 31)

Note:
Switched from
PCMS Checkin
to TA Checkin 01
Oct 2022 and to
Fri-Sun Checkin
Sep 2024

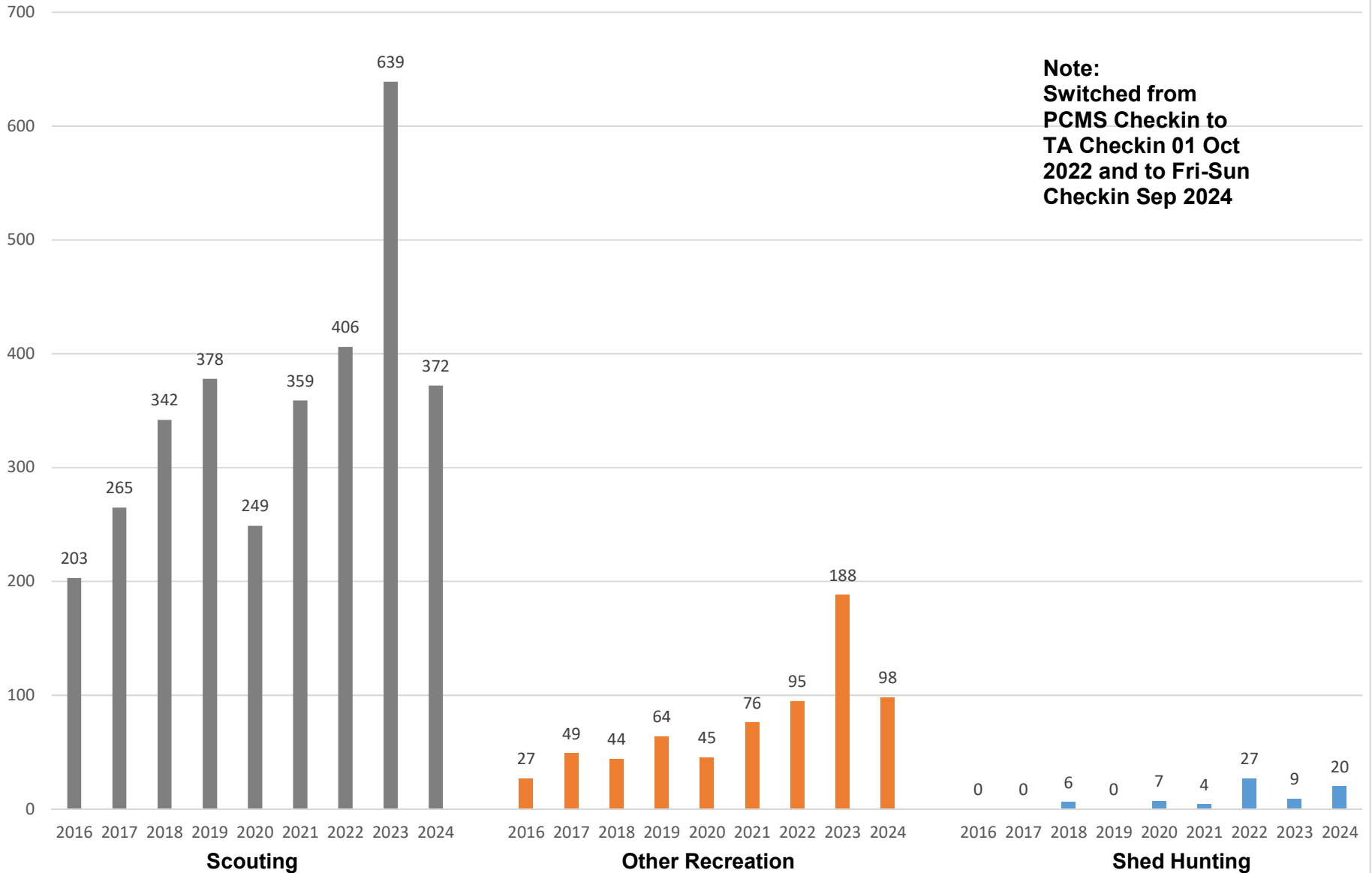


Downrange Passes for Turkey, Lion & Bear (2016-2024) (Hunt Year: Apr 1- Mar 31)

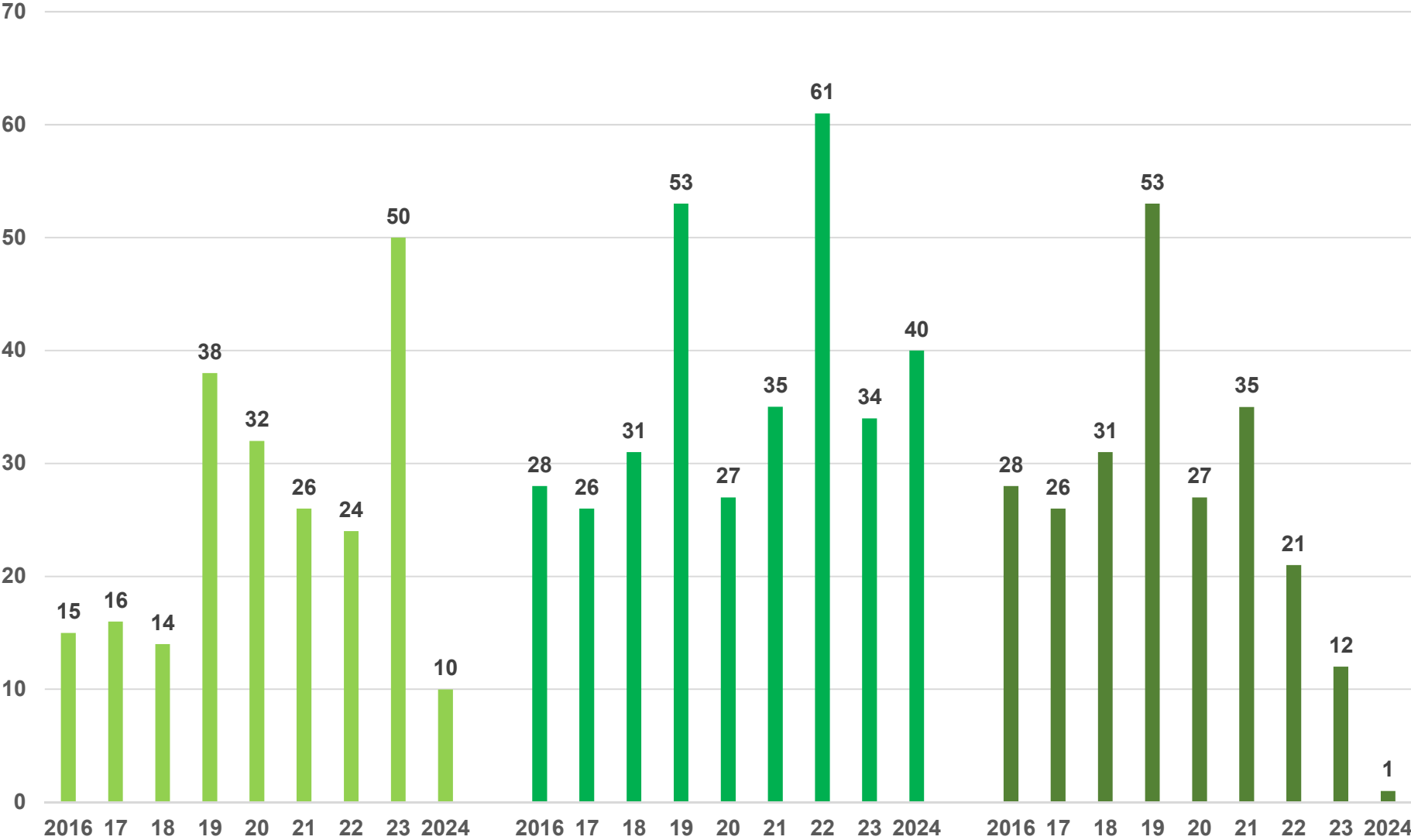


Downrange Passes for Scouting & Other Activities (2016-2024) (Hunt Year: Apr 1 - Mar 31)

Note:
Switched from
PCMS Checkin to
TA Checkin 01 Oct
2022 and to Fri-Sun
Checkin Sep 2024



Number of OTC Bull Elk Hunters by Season (2016-2024)

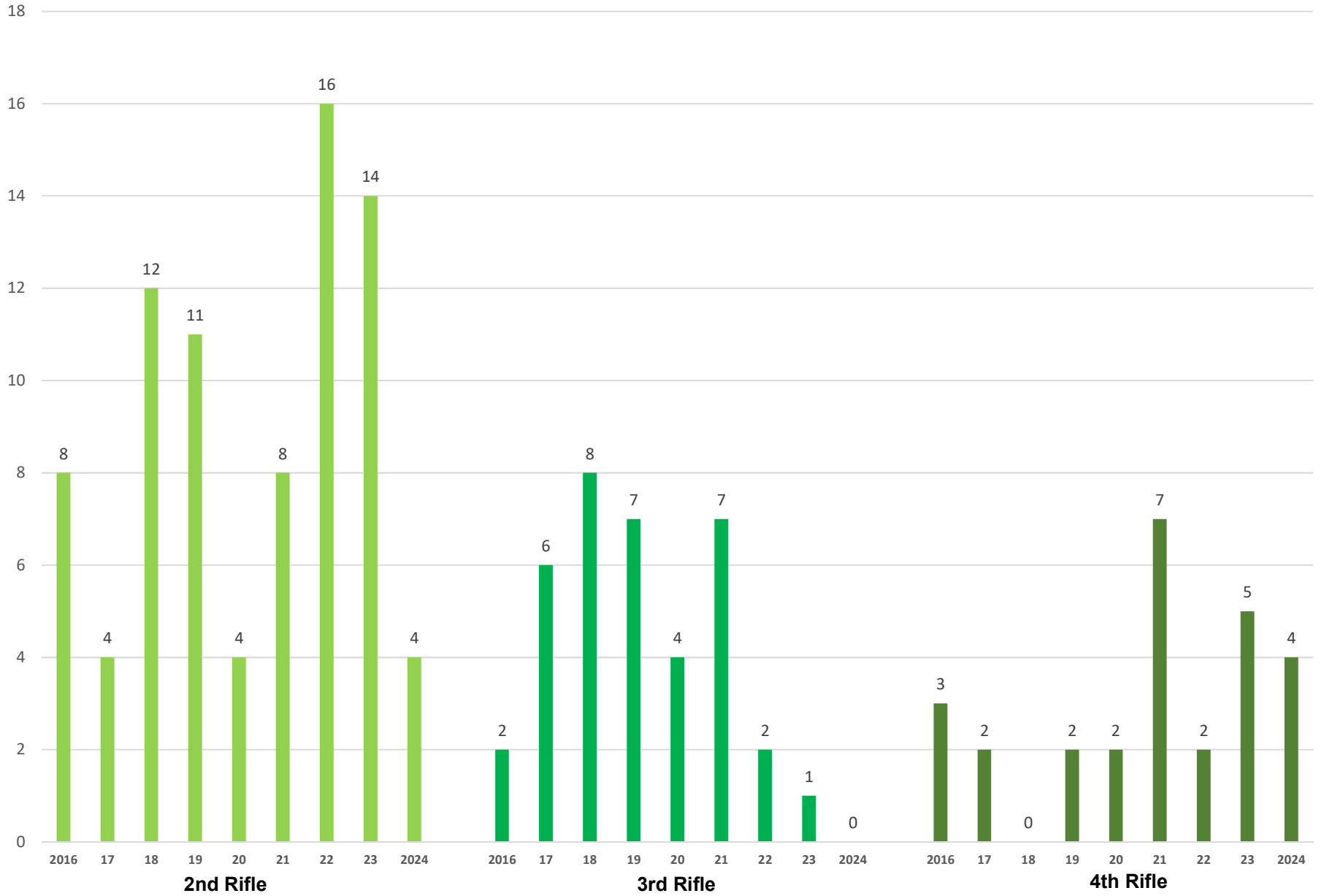


Archery

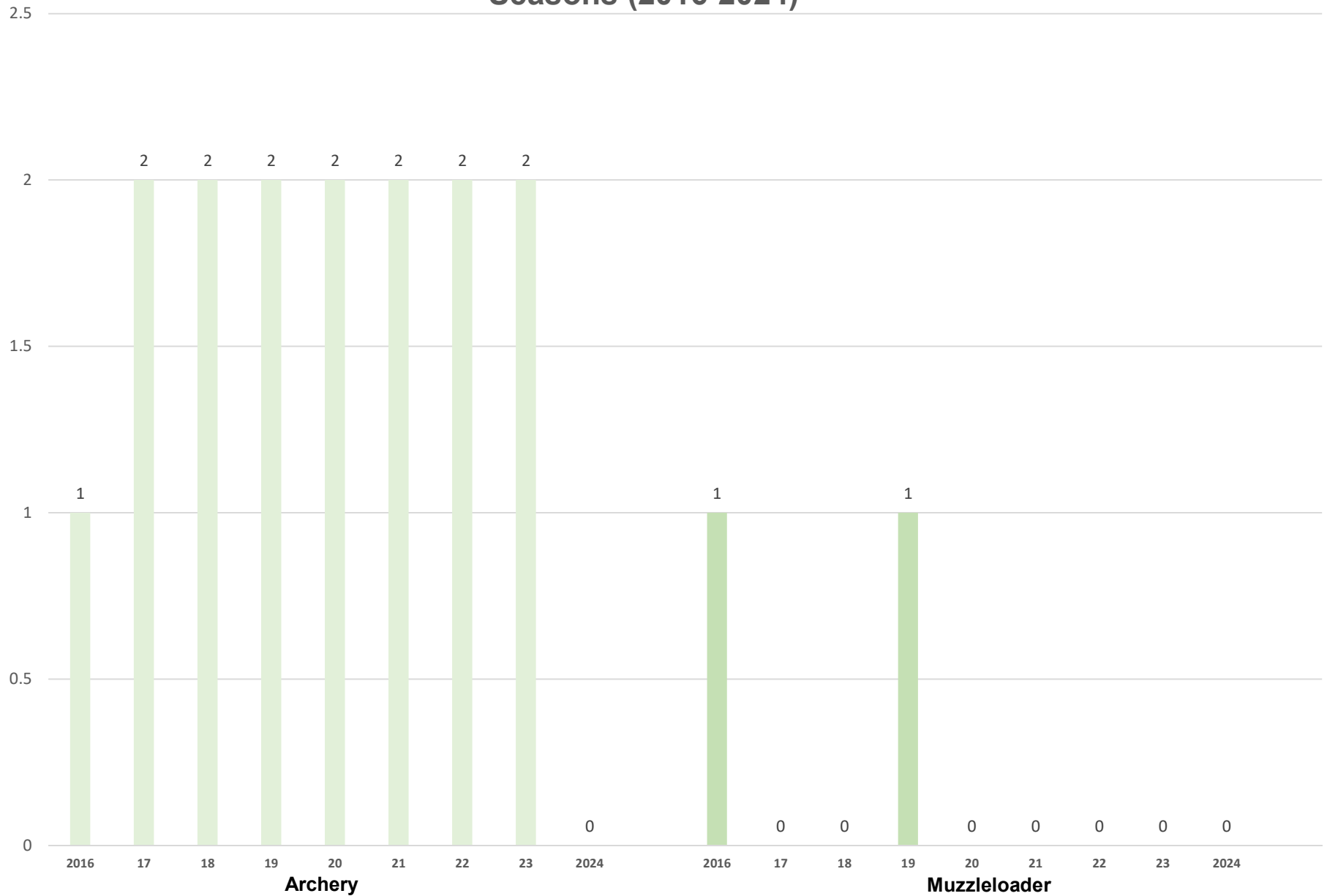
2nd Rifle

3rd Rifle

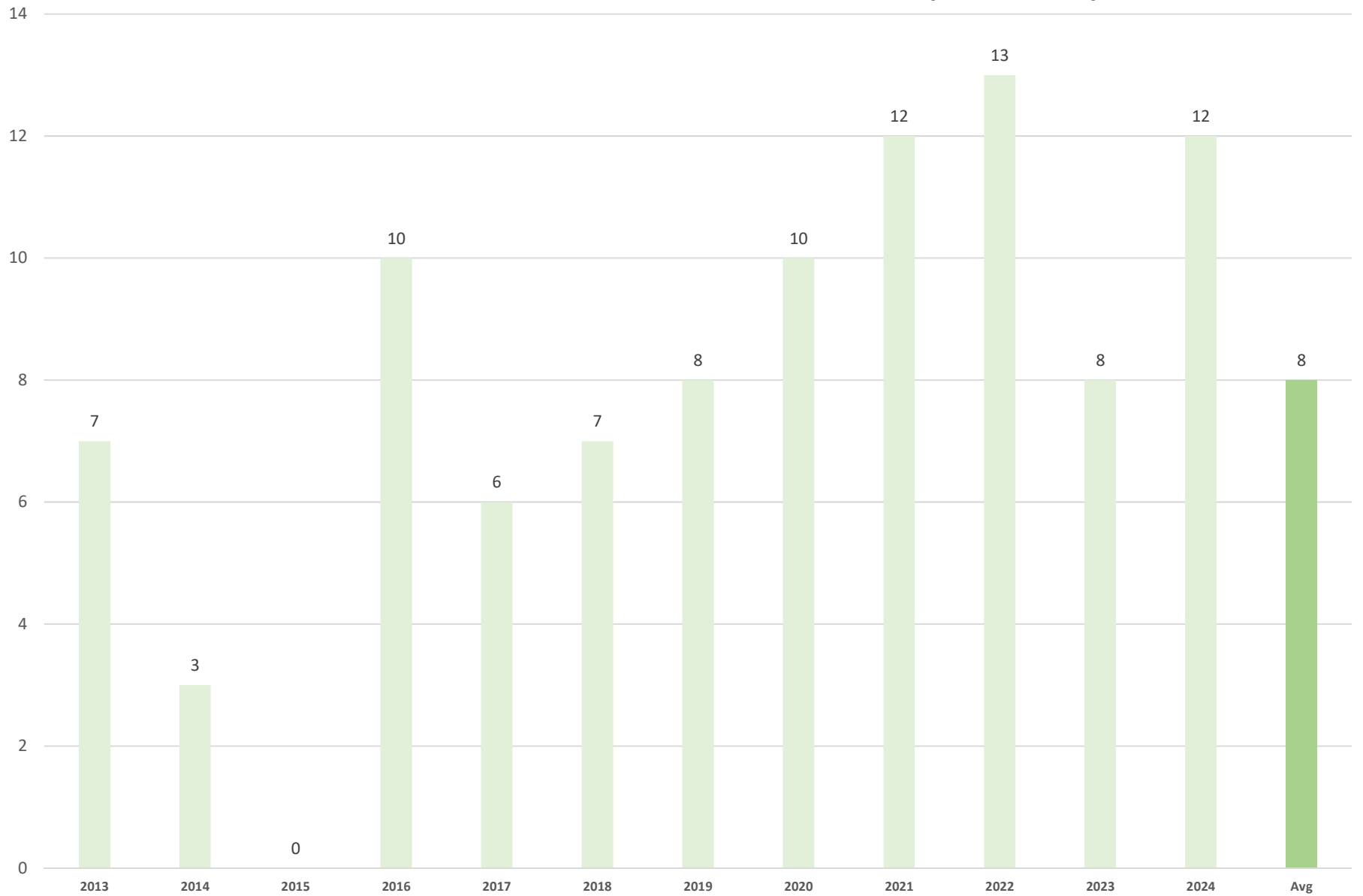
Number PCMS Bull Elk Harvested x Rifle Seasons (2016-2024)



Number PCMS Bull Elk Harvested x Archery & Muzzleloader Seasons (2016-2024)



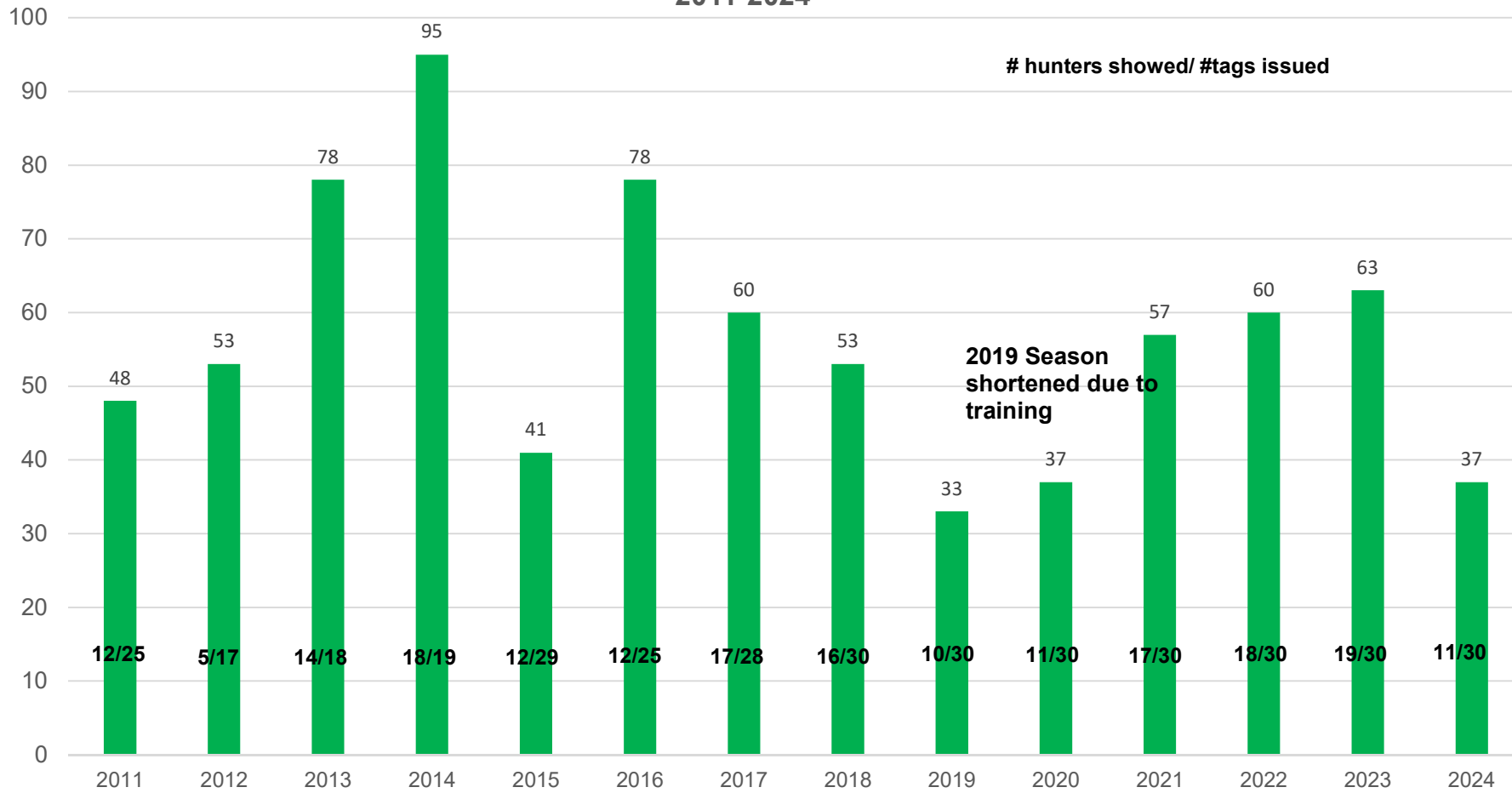
Number PCMS Cow Elk Harvested x Year (2013-2024)



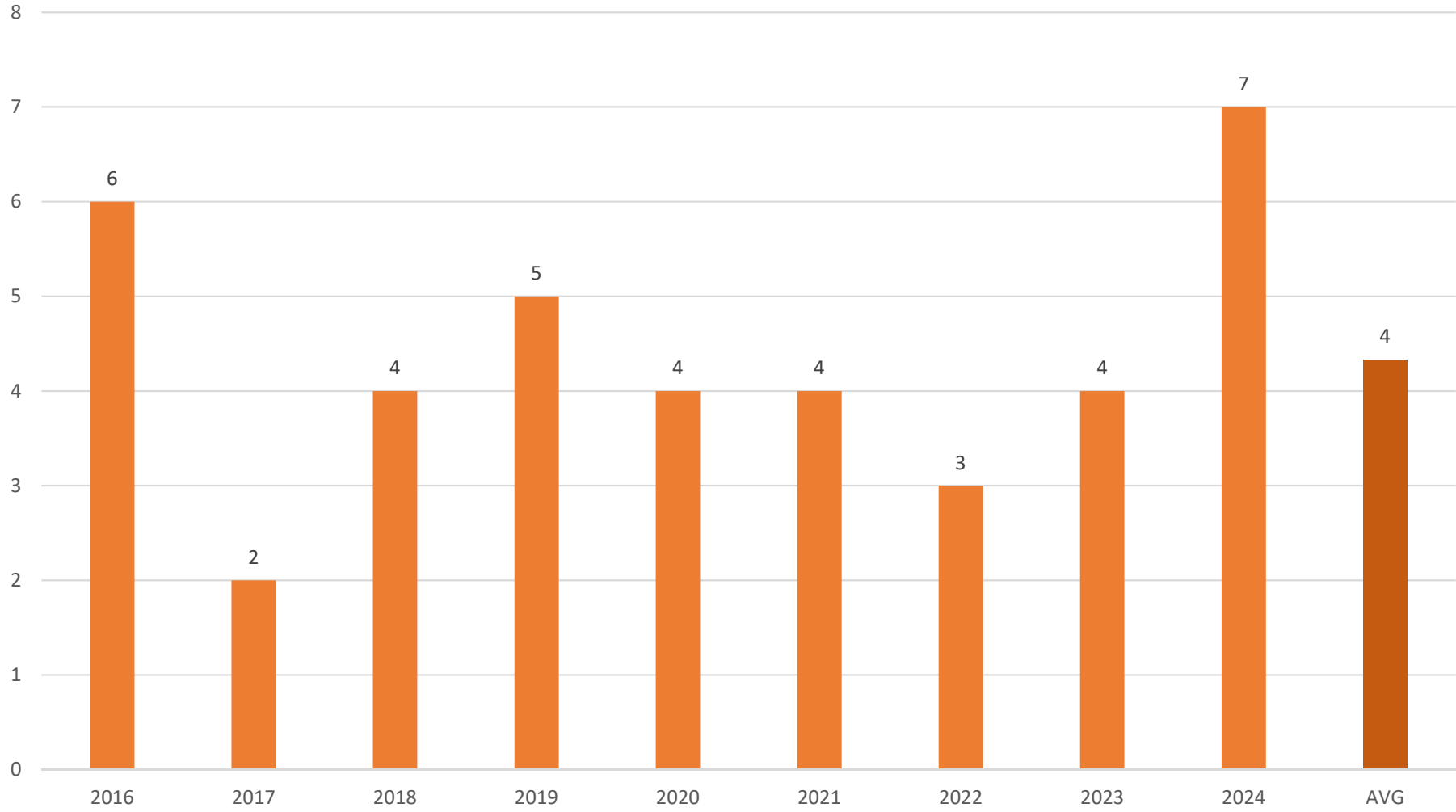
Percent of 4th Season Multi-Unit Bull Elk Hunters at PCMS 2011-2024

hunters showed/ #tags issued

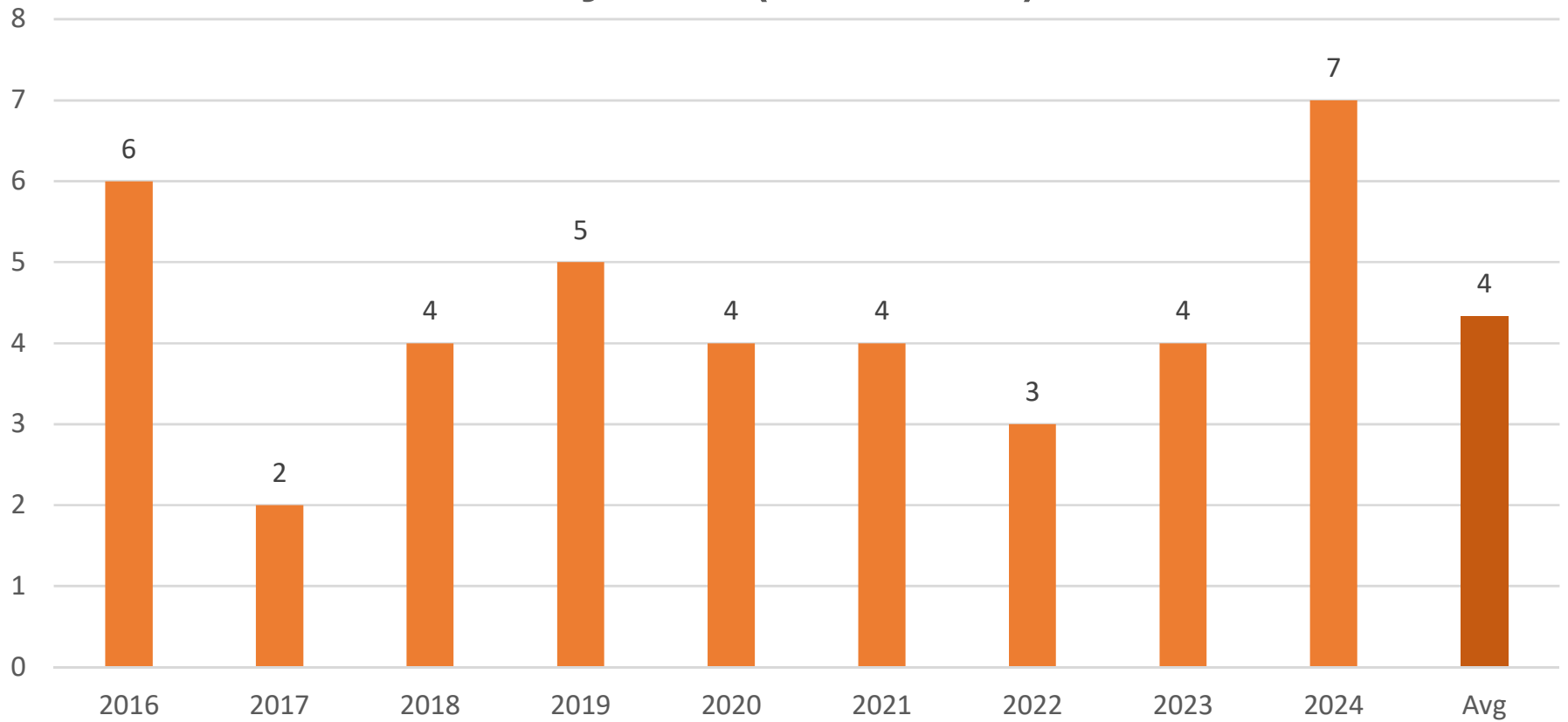
2019 Season
shortened due to
training



Turkey Harvested 2016-2024 All Seasons & Gender (PCMS & USFS)

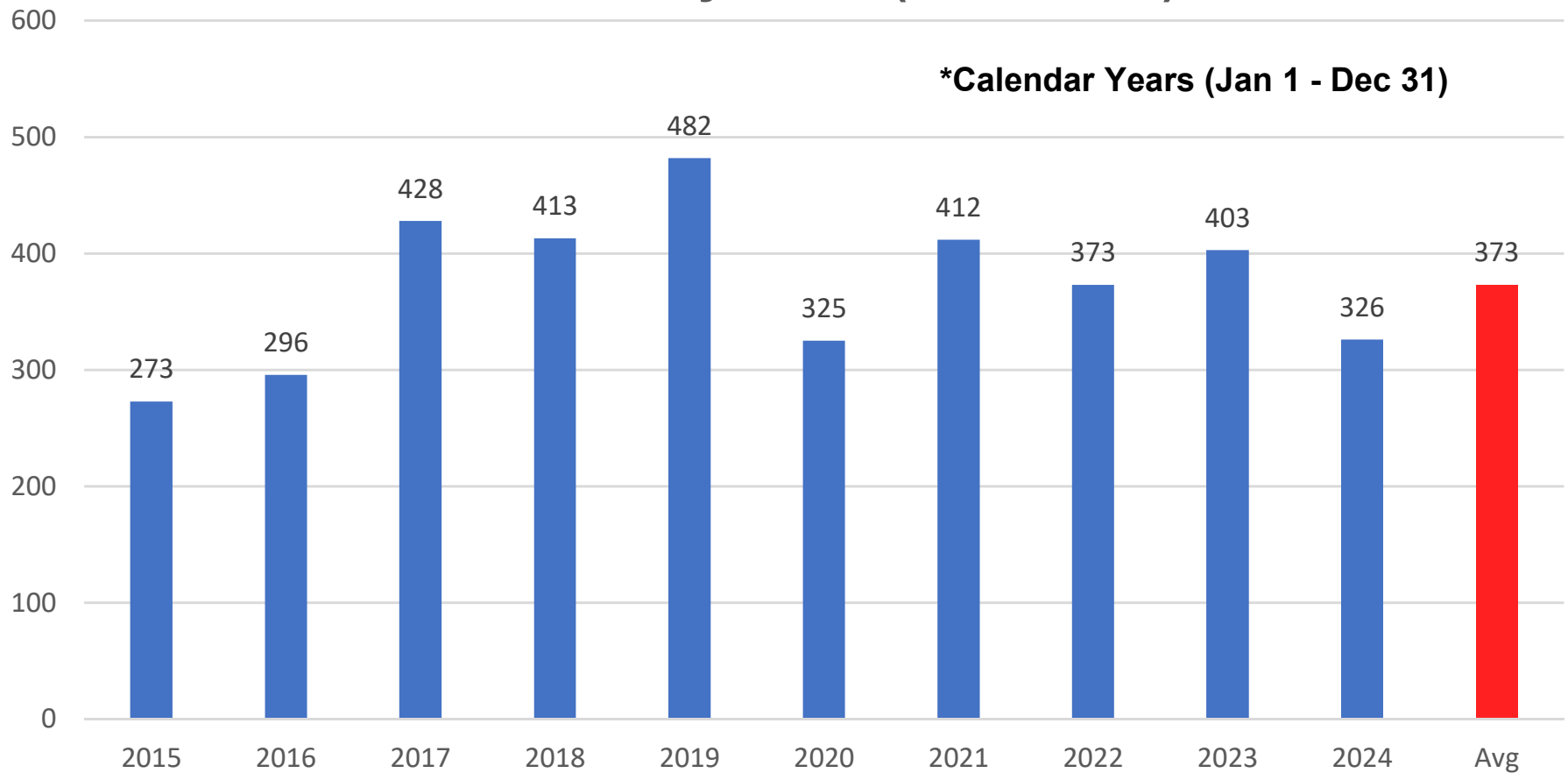


Number of Turkey Hunters by Year (2016-2024)



Number of Individual Recreationists at PCMS by Year* (2015-2024)

*Calendar Years (Jan 1 - Dec 31)



Number of Customer Types at PCMS (2018-2024*)

Customer Types	2018	2019	2020	2021	2022	2023	2024	Grand Total
Active Duty - at Fort Carson	11	40	35	35	19	32	15	133
Active Duty - Reservist	2	3	4	4	6	5	4	13
Active Duty - Stationed other than Fort Carson	9	13	13	13	15	13	10	53
Civilian	300	319	202	260	244	256	208	991
Civilian - DOD Civilian Employee	12	12	9	12	11	9	9	44
Civilian - Retired DOD Civilian Employee	5	9	1	2	1		2	14
Civilian - Retired Military		1	1	10	16	10	8	40
Colorado Veteran (Discounted Permit) - Combat Wounded Soldier in WW Program			3	3	4	2	1	4
Colorado Veteran (Discounted Permit) - Possess CPW Veteran's Lifetime Combo License	20	26	21	21	16	23	18	65
Colorado Veteran (Discounted Permit) - Purple Heart Recipient	2	5	5	5	6	5	4	9
Senior Discount - Senior (64 to 79 y/o)	30	39	18	32	24	36	30	103
Youth Discount - Youth (ages 12 to 17 years)	8	16	13	15	12	12	17	51
Grand Total	399	482	325	412	373	403	326	1,510

*Calendar Years (Jan 1 – Dec 31)

Percent of Customer Types at PCMS (2018-2024*)

Customer Types	2018	2019	2020	2021	2022	2023	2024	Grand Total
Active Duty - at Fort Carson	3%	8%	11%	8%	5%	8%	5%	9%
Active Duty - Reservist	1%	1%	1%	1%	2%	1%	1%	1%
Active Duty - Stationed other than Fort Carson	2%	3%	4%	3%	4%	3%	3%	4%
Civilian	75%	66%	62%	63%	65%	64%	64%	66%
Civilian - DOD Civilian Employee	3%	2%	3%	3%	3%	2%	3%	3%
Civilian - Retired DOD Civilian Employee	1%	2%	0%	0%	0%		1%	1%
Civilian - Retired Military		0%	0%	2%	4%	2%	2%	3%
Colorado Veteran (Discounted Permit) - Combat Wounded Soldier in WW Program			1%	1%	1%	0%	0%	0%
Colorado Veteran (Discounted Permit) - Possess CPW Veteran's Lifetime Combo License	5%	5%	6%	5%	4%	6%	6%	4%
Colorado Veteran (Discounted Permit) - Purple Heart Recipient	1%	1%	2%	1%	2%	1%	1%	1%
Senior Discount - Senior (64 to 79 y/o)	8%	8%	6%	8%	6%	9%	9%	7%
Youth Discount - Youth (ages 12 to 17 years)	2%	3%	4%	4%	3%	3%	5%	3%
Grand Total	100%	100%	100%	100%	100%	100%	100%	100%

*Calendar Years (Jan 1 – Dec 31)

**Percentage of Recreationists at PCMS by State to 1% Level
(2018-2024)***

State	2018	2019	2020	2021	2022	2023	2024
CO	81%	82%	7%	77%	79%	74%	80%
OK	2%	1%	1%	0%		1%	3%
TX	2%	3%	2%	5%	6%	4%	2%
CA	1%	1%	1%	2%	1%	2%	1%
UT	0%	0%			0%	1%	1%
KS	1%	1%	0%	1%	1%	0%	1%
MO	1%	1%	1%	1%	1%	1%	1%
NM	1%	1%	1%	1%	1%	2%	1%
OH		0%		0%	0%		1%
AL	0%	1%	1%	0%	0%	1%	1%
MA						0%	1%
FL	1%	1%		2%	1%	0%	1%
AK	0%	0%	0%	0%	1%	0%	1%
VA	0%	1%	1%	1%	0%	0%	1%
MI	0%			1%	1%	1%	1%
MN	1%	2%			1%		1%
NE	1%	1%	2%	1%	1%	1%	1%

*Calendar Year (Jan 1-Dec 31)

Percentage of Recreationists at PCMS by City to 1% Level (2018-2024)*

City	2018	2019	2020	2021	2022	2023	2024
Colorado Springs	21%	20%	24%	22%	17%	20%	22%
Pueblo	8%	6%	6%	7%	7%	6%	7%
Trinidad	5%	6%	4%	5%	6%	3%	6%
Pueblo West	3%	3%	3%	4%	4%	3%	3%
Walsenburg	0%	0%		0%	1%		2%
Parker	1%	0%	1%	0%	0%	0%	2%
Fountain	2%	3%	2%	2%	2%	2%	2%
Monument	2%	2%	1%	1%	1%	3%	2%
Grand Junction	1%	0%	1%	1%	1%	1%	1%
Loveland	0%	0%	1%	0%	1%	1%	1%
Sugar City		0%	0%	0%	0%	1%	1%
Elbert	1%	1%	1%	1%	1%	0%	1%
Larkspur	0%	0%	2%	1%	1%	0%	1%
Greeley		0%		0%	0%	1%	1%
Manzanola	1%	1%	1%	1%	0%	1%	1%
Rocky Ford		1%			1%		1%
Olney Springs	1%	1%	2%	1%	1%	1%	1%
Fort Collins	0%	0%	0%	1%	1%	1%	1%
Vernal, UT						1%	1%
Aurora	1%	1%	1%	0%	1%	0%	1%
Alamosa	0%	0%	0%	0%	0%	0%	1%
Austin, TX	0%	1%	2%	1%	1%	0%	1%
Arvada	1%	0%	2%	1%	1%	0%	1%
La Junta	1%	1%	1%	0%	2%	1%	1%
Elizabeth	1%	2%	2%	1%	1%	1%	1%
Littleton	1%	1%	1%	1%	1%	1%	1%
Longmont	0%		1%	0%		0%	1%

*Calendar Year (Jan 1-Dec 31)

Percentage of Recreationists at PCMS by Activity (2018-2024*)

Activities	2018	2019	2020	2021	2022	2023	2024
Bear							
Plains Rifle	0%	0%	2%	1%	1%	1%	2%
Bobcat							
	1%	1%		0%	1%		1%
Coyote							
	7%	8%	8%	7%	7%	7%	5%
Deer							
archery	7%	6%	6%	7%	7%	7%	8%
muzzleloader	5%	4%		5%	3%	4%	6%
Plains Archery						0%	1%
Plains Rifle	5%	4%	8%	4%	5%	4%	3%
rifle	7%	6%	6%	7%	7%	7%	9%
Whitetails Only-Rifle				3%	1%	1%	3%
Elk							
archery	3%	7%	9%	6%	5%	11%	3%
muzzleloader		2%	3%	1%	1%	1%	1%
Plains	9%	8%	7%	10%	9%	9%	6%
rifle 2nd	6%	9%	7%	8%	14%	8%	12%
rifle 3rd	7%	9%	6%	6%	5%	3%	0%
rifle 4th	3%	2%	3%	4%	4%	4%	3%
rifle late cow	6%	5%	7%	5%	7%	4%	9%
Mountain Lion							
	1%	1%	2%	3%	1%	1%	1%
Pronghorn							
archery	1%	3%	10%	4%	1%	6%	1%
muzzleloader	13%	8%	10%	8%	6%	6%	8%
rifle	9%	8%	4%	8%	9%	10%	13%
Sheep							
Bighorn	1%	1%	1%	1%	1%	1%	1%
Small Game							
	5%	3%	2%	3%	3%	3%	2%
Turkey							
Fall	1%	1%	1%	1%	1%		0%
Spring	4%	2%	0%		1%	2%	2%
Grand Total	100%	100%	100%	100%	100%	100%	100%

Calendar Year (Jan 1 – Dec 31)

Daily Number of Recreationists Aug 15 – Jan 31

Date	Aug	Sept	Oct	Nov	Dec	Jan
1				25	8	7
2				29		5
3				26		8
4			22			9
5			46			4
6			28		38	
7					31	
8				*	23	
9				*		2
10				*		4
11			28	*		9
12			47			8
13			44		24	
14			6		23	
15				6		
16				6		
17				10		4
18			19			4
19		22	11			3
20		30	10		17	2
21		23			26	
22				26	17	
23				21	6	
24				14	NA	2
25				10	NA	4
26			37	10	7	7
27		21	56	4	13	
28		15	56	NA	19	
29		9		10	12	
30				21	9	
31					7	
Totals	0	120	410	218	280	82

Red = weekends (Friday, Saturday and Sunday)

PCMS is closed on most Weekdays, Thanksgiving, Christmas Eve and Christmas Day. Hunting did not start until mid-September 2024 due to Brigade-level training exercise in late August and early September.

* Closed by order of Commanding General due to blizzard conditions.

2024 Hunting Photos



















