

2022 PCMS Hunting Report



March 2023

Executive Summary

- Spring and summer moisture was average or slightly below in 2022 at Piñon Canyon Maneuver Site (PCMS). While many dirt tanks in Training Area (TA) 1, 2, 16 and Range 9 retained water from the previous year and received additional rainfall during the summer months, the intensity and duration of rainfall across PCMS was not as good as the previous year. As a result, many dirt tanks in TA7 A, B, C and other areas were dry.
- Military training in Lockwood Canyon resulted in the closure of all canyons during most of the spring turkey season.
- The hunting campground at PCMS was closed while internal discussions as to the future of the campground could be held. New signage will be posted at the campground to better inform recreationist of several concerns. The hunting campground was reopened September 30, 2022.
- There were several hunting complaints concerning timely posting of available hunting areas. Communication was improved mid-October 2022, which resulted in better hunter access and long-range planning for elk and deer hunters in November and December.
- A training area check-in system was implemented in mid-October 2022. This system is like the block system at Fort Carson and requires hunters to check into and out of a training area or combination of training areas. The system was implemented as a result of a lost hunter in November 2022. By requiring hunters to check into a specific area instead of the entire property, it may help emergency response teams narrow the search area for lost, injured or stranded hunters. Given cell service downrange at PCMS is limited, Fort Carson staff will post a generalized map to show where it may be possible to obtain a signal (carrier dependent).
- Phone check in/out is now allowed. Previously, recreationists were allowed to check in via phone, computer or kiosk, but were required to check out via kiosk only. This has streamlined the check-in/ check-out process and alleviates the need to return to the hunter check station at the PCMS entrance to change training areas. It also reduces congestion at the kiosk during busy check out time periods in the evening.
- Check-out times throughout the year were standardized at Fort Carson and PCMS so they are consistent at both locations.

- Military training was initially scheduled during the third over-the-counter (OTC) bull elk season and all of PCMS would have been closed during this hunt. The training was cancelled allowing access for hunting to resume. Although only a few training areas were closed to hunting and the remainder of the property was open, many hunters opted to hunt during the earlier second OTC bull elk season. This resulted in a record number of hunters during the second OTC bull elk season and far fewer hunters during the third OTC bull elk season.
- November was again the busiest month of the year based on number of downrange passes issued due to the three elk seasons and the archery deer season.
- The rifle pronghorn hunt was limited to the two weekends due to scheduled military training. Training was later cancelled allowing hunting access. A few rifle hunters opted to cancel their tags due to the projected limited availability.
- Training, prescribed burns and revegetation mitigations were scheduled during part of the rifle deer hunt. However, the prescribed burns were subsequently cancelled, and several areas were able to be opened for hunting.
- The number of total downrange passes issued for in 2022 exceeded previous years. This is most likely due to the new requirement for recreationists to check into training areas beginning in October instead of the entire property. Approximately 2,500 downrange passes were issued in 2022. This is approximately 750 more downrange passes than were issued on average for the last six years (2016-2021).
- The 11-year trend of pronghorn and elk Boone & Crockett (B&C) scores is downward. More pronghorn are being harvested now than 10 years ago when the muzzleloader season occurred after the rifle season. The pronghorn muzzleloader season is now before the rifle season and during the peak of the rut. As a result the success rate is much higher and the higher quality animals (trophy) are now taken during the muzzleloader season instead of the rifle season. Elk harvest is up for both bulls and cows. The increase in elk hunters the last four-to-five years has corresponded with an increase in elk harvest. With no antler point restriction in place and more hunters, the B&C score of bulls has gone down. In 2022, a significant number of elk harvested were four points or smaller. Additionally, many elk hunters come from out of state and therefore shoot any elk they see so as not to go home with an expensive unfilled tag. The result is younger animals being harvested. Mule deer B&C scores have remained steady with an 11 year average of approximately 150 across all seasons.

- Harvest numbers remained steady for bighorn sheep (BH) with a 100% success rate among the four hunters. The B&C average for the four sheep this year was $164 \frac{6}{8}$. This was nine points above the 11-year average of BH sheep B&C scores.

CONTENTS

Executive Summary.....	i
PCMS 2022 Harvest Data Summary	3
PCMS Historical B&C Data and Harvest Numbers	5-8
All PCMS Mule Deer, Elk & Pronghorn Harvested 2013-2022	9
2022 Average B&C of PCMS Big Game Species by Season	10
Average B&C Scores for Mule Deer, Elk, Pronghorn & Bighorn Sheep 2012 – 2022	11-14
Bighorn Sheep Rams Harvested 2012 – 2022	15
Percent of 4 th Season Multi-unit Elk Hunters that Hunt on PCMS 2011-2022	16
Downrange Passes by Month (Calendar Year 2022)	17
Downrange Passes by Month (Hunt Year 2022)	18
Total Downrange Passes by Calendar Year (2016-2022)	19
Downrange Passes for Deer by Season (2015 – 2022)	20
Downrange Passes for Plains Deer by Season (2015 – 2022)	21
Downrange Passes for Elk by Season (2015 – 2022) Chart 1.....	22
Downrange Passes for Elk by Season (2015 – 2022) Chart 2.....	23
Downrange Passes for Plains Elk by Season (2015 – 2022) Chart 3.....	24
Downrange Passes for Pronghorn by Season (2015 – 2022)	25
Downrange Passes for Big Game (2017 – 2022)	26
Downrange Passes for Other Game Animals (2017 – 2022)	27
Downrange Passes for Scouting and Other Activities (2017 – 2022)	28
Number of OTC Bull Elk Hunters by Season (2017 – 2022)	29
Number of PCMS Bulls Harvested by Season (2017 – 2022)	30
Daily Number of Recreationists August 15 – January 31.....	31
Boone & Crockett Scores (Gross)	32
2022 Hunting Photos	36

IMPORTANT NOTES:

- All Boone and Crockett (B&C) data were collected by the individual hunter, not PCMS biologists. Therefore, B&C scores are subject to variation. All B&C scores and calculations are reviewed by PCMS biologists and the calculations are corrected when necessary.

- All B&C numbers used in this report are derived from the gross scores and not the final (adjusted) scores. Final scores are usually lower than gross scores because points are deducted for asymmetry in the final score. The exception to this is when scoring an atypical animal. When considering management options, the PCMS biologists focus more on overall size rather than symmetry.
- The average was calculated using all the acceptable B&C scores. For elk, spike animals were not included. This year 100% of hunters turned in their B&C data.
- This report was prepared solely to share hunting data collected on PCMS and not to provide any statistical analysis. Statistical analysis was not performed because the sample sizes (n) were generally too small, and there was too great a degree of variation in the data collection method to provide accurate statistical analysis.

PCMS 2022 Harvest Data Summary

MULE DEER

Rifle Data (142 only)

Total number of buck permits	20
Total number of hunters that showed	18
Percent of hunters that showed	90%
Rifle bucks harvested	6
Rifle buck success rate	33%
Average B&C	140 3/8

Total number of doe permits	20
Total number that showed	14
Percent of hunters that showed	70%
Rifle does harvested	12
Rifle doe success rate	86%

Muzzleloader (142 only)

Total number of buck permits	10
Total number that showed	8
Percent of hunters that showed	80%
ML Bucks Harvested	3
ML buck success rate	38%
Average B&C	160 7/8

Total number of doe permits	14
Total number that showed	3
Percent of hunters that showed	21%
ML does harvested	2
ML doe success rate	67%

Archery (142 only)

Total number of tags (either sex)	35
Total number that showed	30
Percent of hunters that showed	86%
Archery bucks harvested	6
Archery does harvested	0
Hunter success rate	20%
Average B&C	161 5/8

All Seasons

Total # bucks harvested	15
Average size	153 0/8
% with B & C > 180	13%
Total # does	14

ELK

Rifle Data (2nd & 3rd season OTC multi-unit)

Total number of bull elk permits	OTC
Total number of bull hunters	82
Percent of hunters that showed	n/a
Rifle bulls harvested	18
Rifle bull elk success rate	29%
Average B & C	192 2/8

Rifle Data (4th season multi-unit draw)

Total number of bull elk permits	30
Total number of hunters at PCMS	18
Percent of hunters at PCMS	60%
Rifle bulls harvested	2
Bull elk (4 th season) success rate	11%
Average rifle B & C	199 2/8

Rifle Cow elk (142 only)

Total number of cow permits	25
Total number of cow hunters	23*
Percent of hunters that showed	92%
Cows harvested*	13
Cow elk success rate	56%

* Includes 3 youth hunters. There were 25 adult tags.

Muzzleloader (multi-unit)

Total number of permits	16
Total number that showed	3
Percent of hunters that showed	19%
ML bull elk harvested	0
ML cow elk harvested	0
ML success rate	0
Average B&C	NA

Archery (multi-unit OTC)

Total number of permits	OTC
Total number of hunters that showed	24
Archery bulls harvested	2
Archery cows harvested	1
Archery success rate	12%
Average B&C	290 4/8

All Seasons

Total # bulls harvested	22
Average size	203 7/8
% with B & C > 300	5%
Total # cows	13

PRONGHORN

Rifle (142 only)

Total number of buck permits	20
Total number that showed	16
Percent of hunters that showed	80%
Rifle bucks harvested	9
Rifle success rate	56%
Average B&C	65 6/8

Total number of doe permits	25
Total number that showed	25
Percent of hunters that showed	100%
Rifle does harvested	10
Rifle doe success rate	40%

Muzzleloader

Total number of buck permits	25
Total number that showed	15
Percent of hunters that showed	60%
ML bucks Harvested	11
ML buck success rate	73%
Average B&C	68 5/8

Total number of doe permits	30
Total number that showed	12
Percent of hunters that showed	40%
ML does harvested*	7
ML doe success rate	58%

Archery (multi-unit OTC)

Total number of tags (either sex)	OTC
Total number that showed	6
Percent of hunters that showed	n/a
Archery bucks harvested	2
Archery does harvested	0
Hunter success rate (bucks)	33%
Average B&C	64 2/8

All Seasons

Total # bucks harvested	22
Average size	67 0/8
% with B & C > 75	14%
Total # does*	17

BIG HORN SHEEP

Rifle (Unit S-61)

Total number of ram permits	4
Total number of hunters that showed	4
Percent of hunters that showed	100%
Rams harvested	4
Ram success rate	100%
Average B&C	164 6/8
% with B&C > 160	75%

OTHER GAME

As of 1 Mar 2023 other game harvested on PCMS includes:

coyotes - 4
bobcats - 0
gray fox - 0
rabbits - 0
turkey - 3
badger - 0
scaled quail - 0
mountain lion - 0
bear - 0
dove - 0

PCMS Historical B&C Data and Harvest Numbers for Pronghorn

	Archery Pronghorn		Muzzleloader Pronghorn		Rifle Pronghorn		Total Pronghorn	
	n	Gross Avg	n	Gross Avg	n	Gross Avg	n	Gross Avg
2011	2	*	5	*	14	*	21	*
2012	2	72	2	60	13	70 7/8	17	67 5/8
2013	2	64	1	70 4/8	**	**	3	66 1/8
2014	3	65 3/8	5	65 6/8	11	70 6/8	19	68 2/8
2015	1	58 6/8	10	71	15	73 3/8	26	71 7/8
2016	4	54 1/8	14	63	***	***	18	58 4/8
2017	4	55 6/8	28	67 2/8	19	72 3/8	51	68 2/8
2018	***	***	32	69 5/8	14	67 5/8	46	68 6/8
2019	2	70 6/8	19	72 1/8	13	68 3/8	34	70 5/8
2020	3	75 4/8	16	65 7/8	3****	70 5/8	22	67 7/8
2021	3	64	13	65 3/8	14	65 4/8	30	65 3/8
2022	2	64 2/8	11	68 5/8	9****	65 6/8	22	66 2/8

* No B&C score collected. ** No rifle hunt due to government shut down. ***No hunt due to training. ****Limited season

Rifle Pronghorn Horn Length 1989-1997									
Year	1989	1990	1991	1992	1993	1994	1995	1996	1997
# Pronghorns Measured	27	38	33	41	36	37	36	n/a	28
Avg. Horn Length	10 4/8	12	12 1/8	12 1/8	12 4/8	12 4/8	12 2/8	n/a	12 2/8

Rifle Pronghorn Horn Length 2012-2020									
Year	2012	2013*	2014	2015	2016**	2017	2018	2019	2020***
# Pronghorns Measured	13	n/a	11	15	n/a	19	14	13	3
Avg. Horn Length	12 7/8	n/a	13 3/8	13 3/8	n/a	13 3/8	12 4/8	12 6/8	12 3/8

Rifle Pronghorn Horn Length 2021-2029									
Year	2021	2022***	2023	2024	2025	2026	2027	2028	2029
# Pronghorns Measured	14	9							
Avg. Horn Length	11 7/8	12 4/8							

*Cancelled due to government shutdown. **Cancelled due to training. ***Partial Season due to training

NOTES:

From 1989 to 1997 the B&C scores were calculated by adding the horn lengths, basal circumferences and length of prongs.

The B&C score method eventually changed to include the above, and also the circumferences at four points along each horn, tip to tip spread and the inside spread. In order to compare this historical data and the current data, only the horn lengths are used.

PCMS Historical B&C Data and Harvest Numbers for Deer

	Archery Deer		Muzzleloader Deer		Rifle Deer		Total Deer	
	<i>n</i>	<i>Gross Avg</i>	<i>n</i>	<i>Gross Avg</i>	<i>n</i>	<i>Gross Avg</i>	<i>n</i>	<i>Gross Avg</i>
2011	2	137 2/8	-	-	12	136 7/8	14	137 1/8
2012	7*	112 3/8	7	132 1/8	10*	137 1/8	24	127 2/8
2013	3	142 1/8	3	131 3/8	10	168 2/8	15	156 2/8
2014	7	141 7/8	4*	114 4/8	9	153 5/8	18	142 6/8
2015	9	159 2/8	2	140	14	167 1/8	25	162 1/8
2016	5	131 7/8	5	155 6/8	10	159 1/8	20	151 4/8
2017	7	150 4/8	11	148 4/8	17	164 2/8	35	156 5/8
2018	7	123 5/8	6	124	17	137 1/8	40	131 3/8
2019	6	128 2/8	6	154 3/8	19	166 7/8	31	149 7/8
2020	7	140 4/8	**	N/A	5	171 5/8	12	153 4/8
2021	8	149 5/8	7	166	15	153 2/8	30	151 3/8
2022	6	161 5/8	3	160 7/8	6	140 3/8	15	153

*Some scores were missing. **No hunt due to training

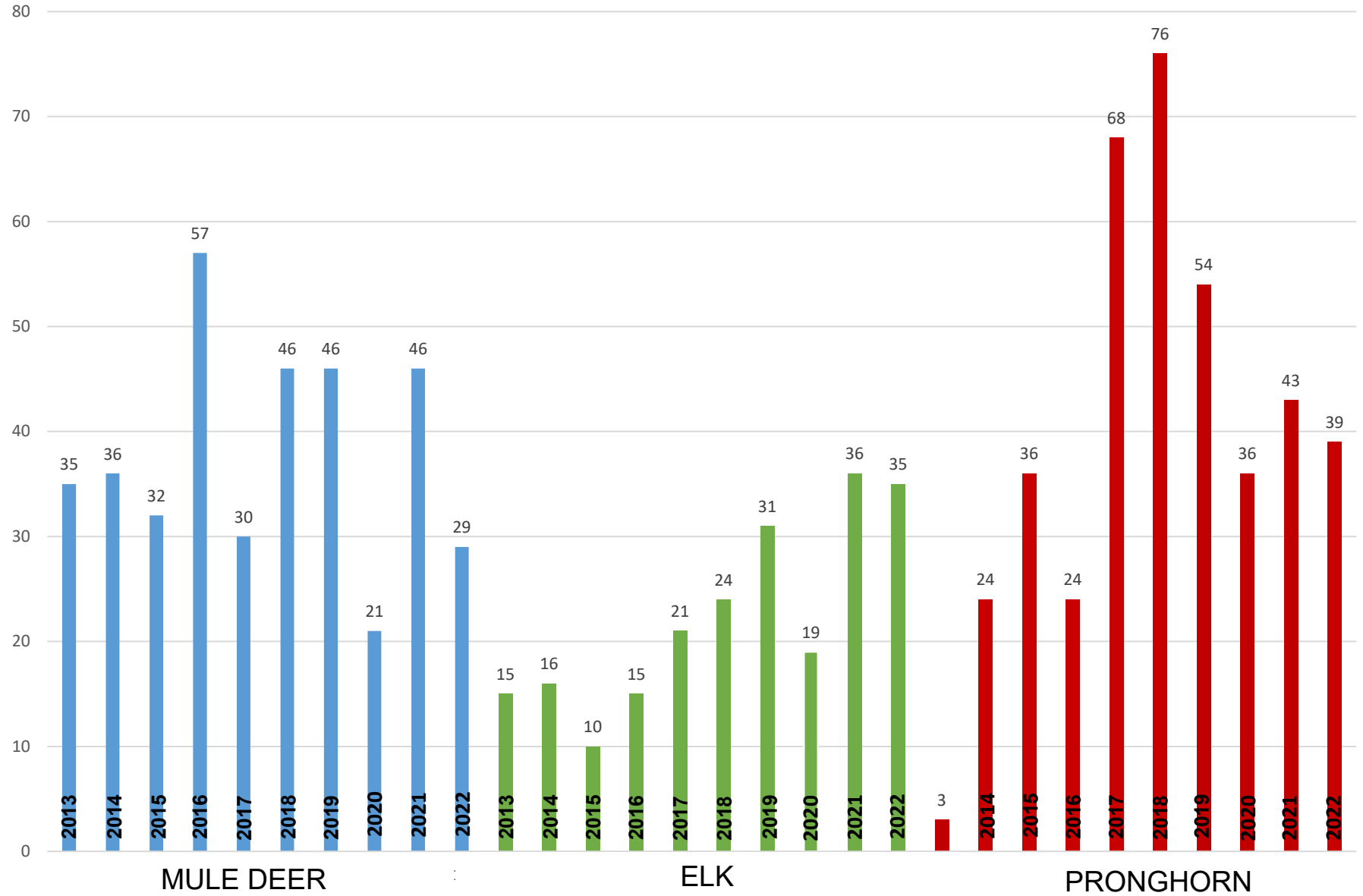
PCMS Historical B&C Data and Harvest Numbers for Elk

	Archery Elk		Muzzleloader Elk		OTC & Draw Rifle Elk		Total Elk	
	n	Gross Avg	n	Gross Avg	n	Gross Avg	n	Gross Avg
2011	1	*	1	*	2	*	4	-
2012	1	258	1	297 4/8	9	235	11	263 4/8
2013	0	0	2	272 6/8	5	241 2/8	8**	255 4/8
2014	1	281 6/8	0	0	12***	253 7/8	13	257
2015	0	0	1*	*	9	244 1/8	10	244 1/8
2016	1	172	1	205 2/8	13	238 5/8	15	232
2017	1	226 5/8	0	0	10	202 4/8	11	204 6/8
2018	2	261 2/8	****	****	20***	226	22	230 1/8
2019	2	278	1	205	20***	222 5/8	23	227 4/8
2020	2	212 4/8	0	0	8	224 2/8	10	222 7/8
2021	2	182	0	0	22	219 1/8	24	215 5/8
2022	2	297 4/8	0	0	20***	192 2/8	22	203 7/8

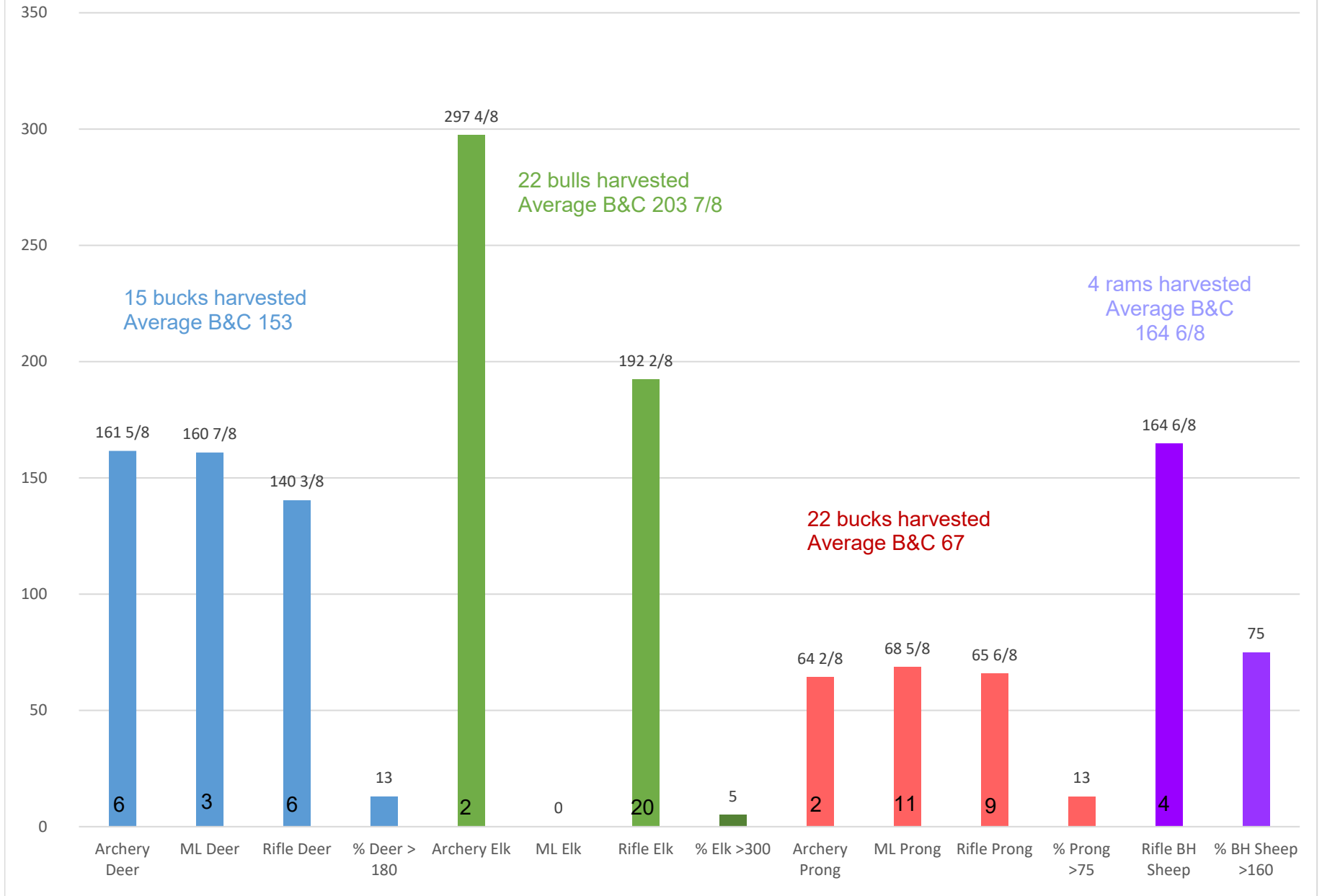
*No B&C scores collected **Some scores were missing

*** Includes spikes (no B&C) ****No hunt due to training

All PCMS Mule Deer, Elk & Pronghorn Harvested 2013-2022 (Male & Female)

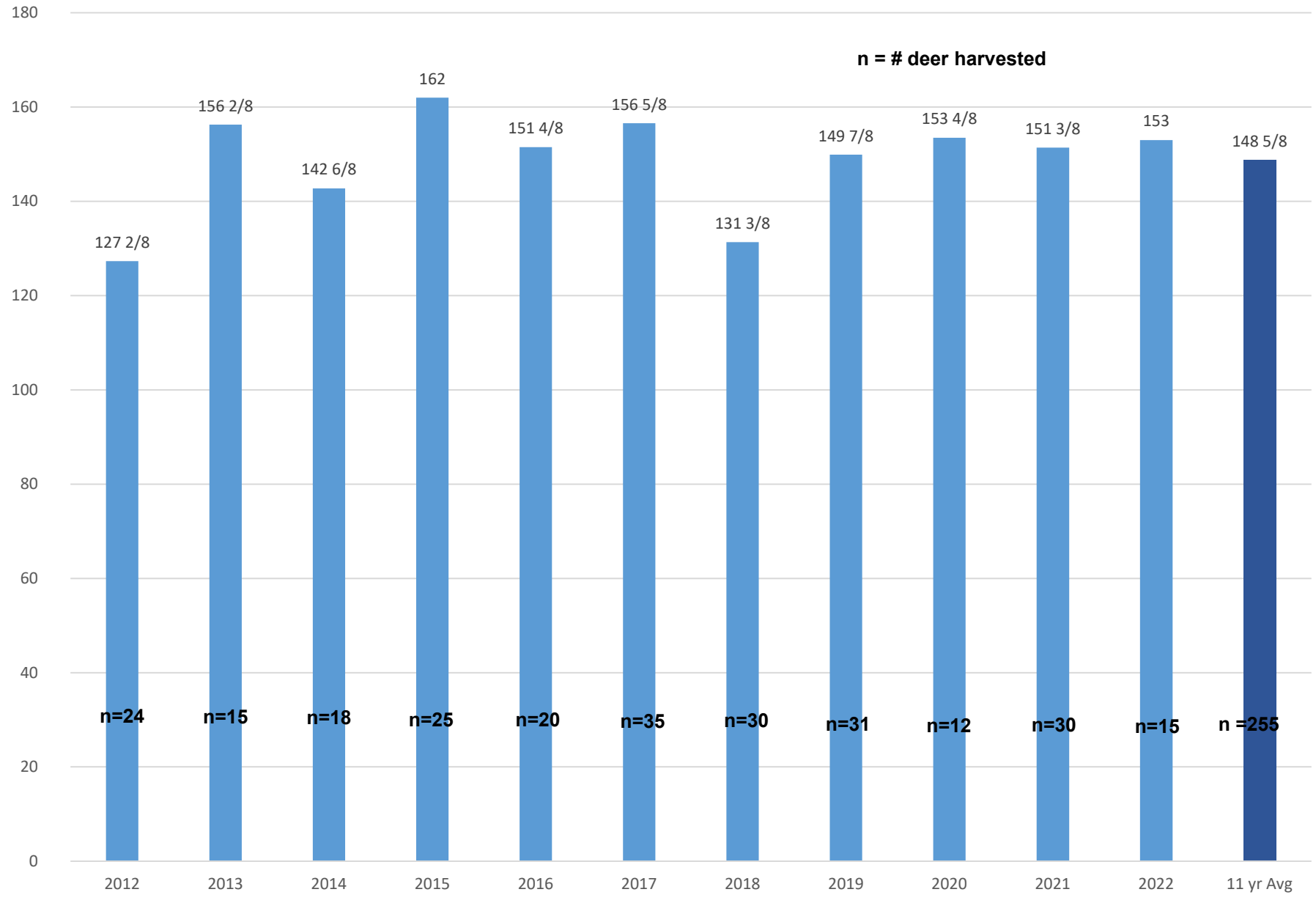


2022 Average B&C of PCMS Big Game Species by Season

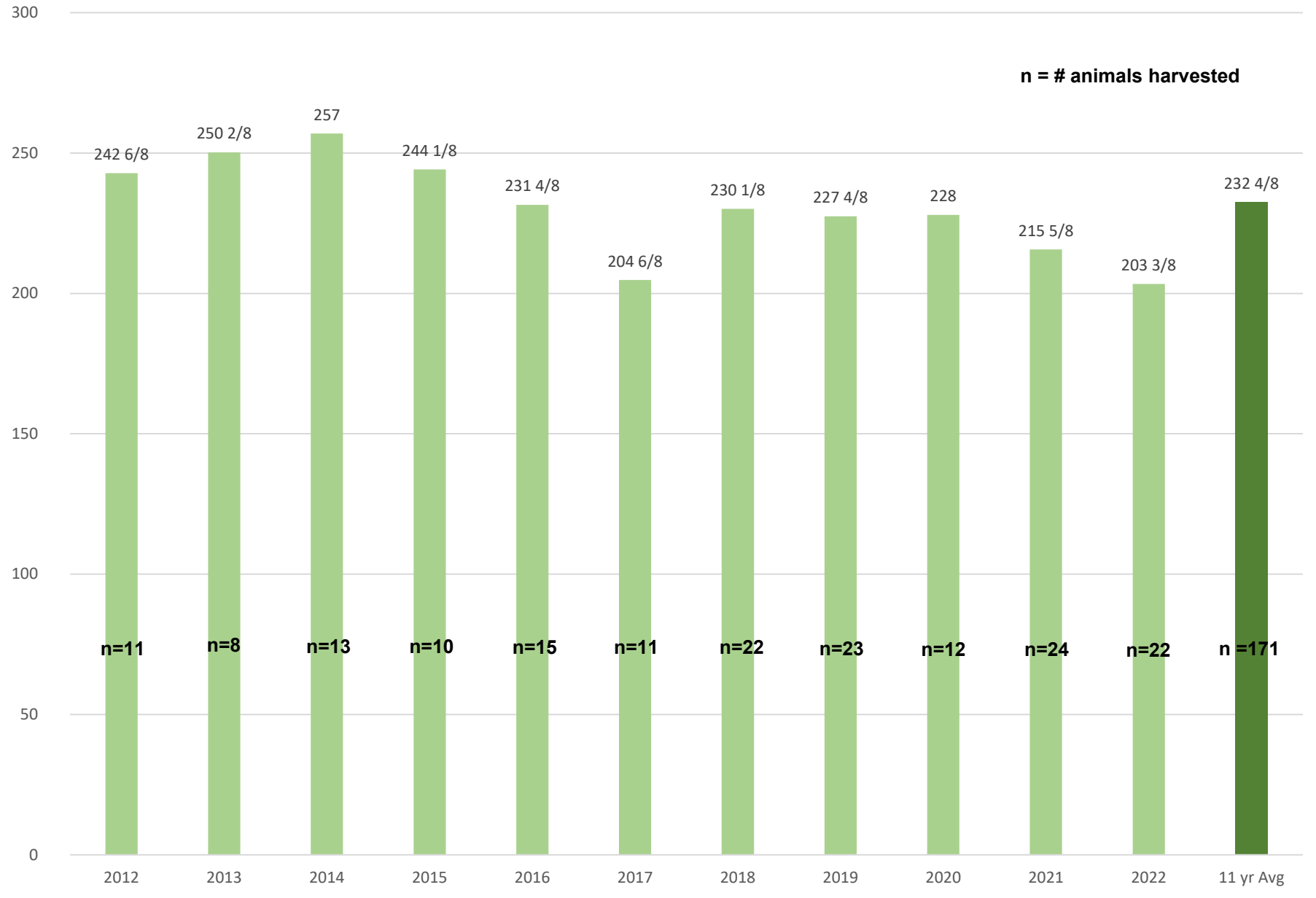


Average B&C of All PCMS Mule Deer (2012-2022)

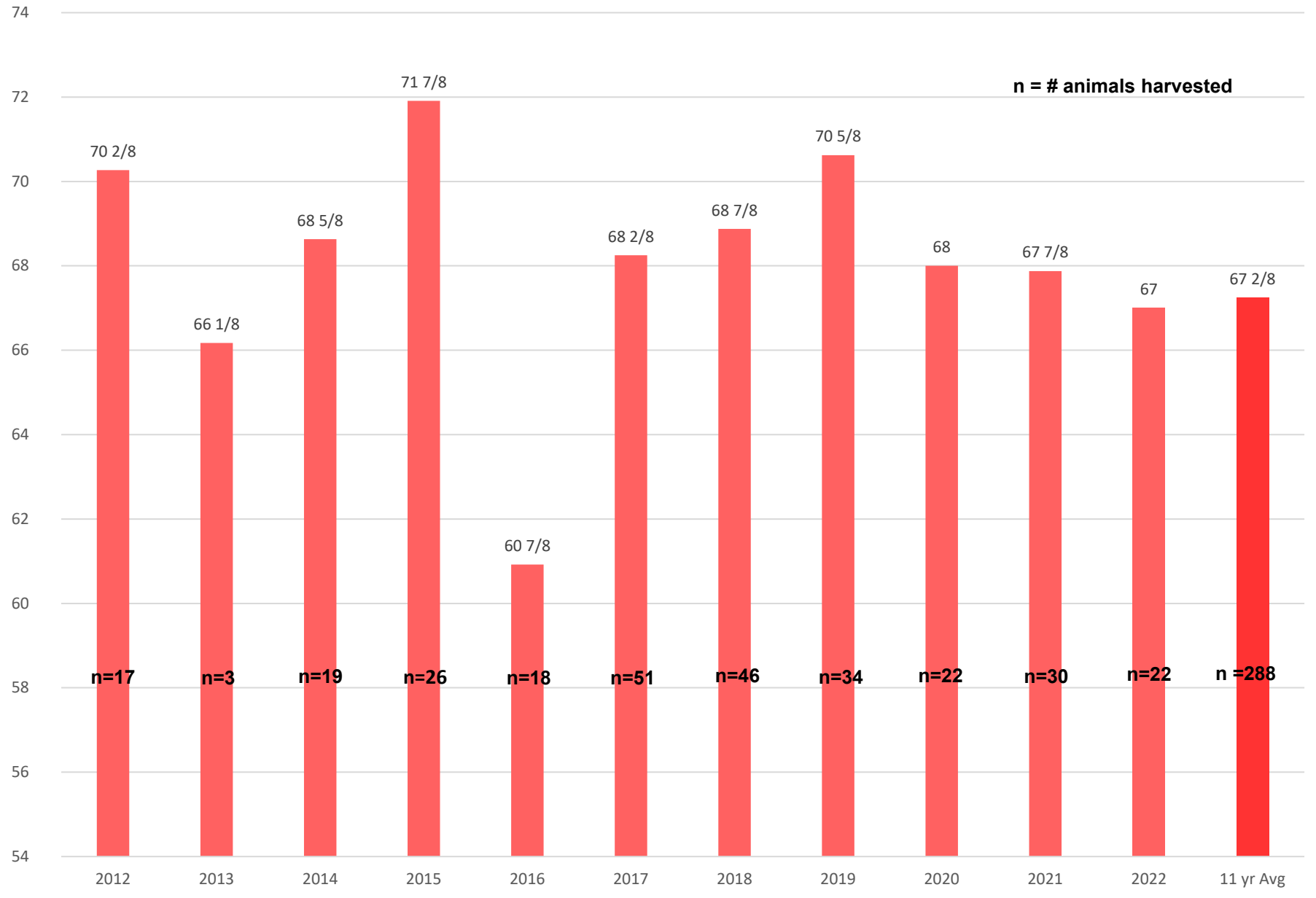
n = # deer harvested



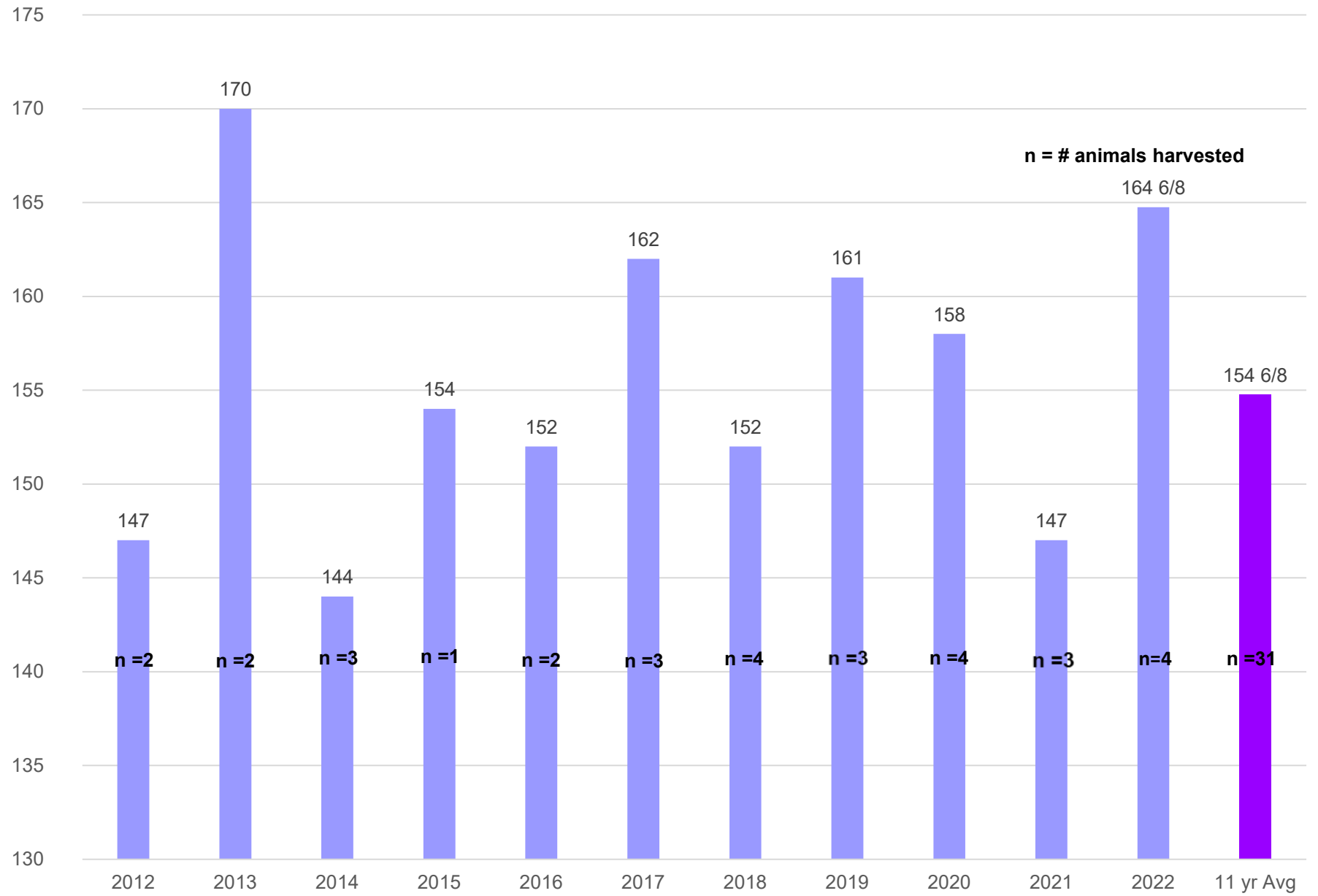
Average B&C of All PCMS Elk (2012-2022)



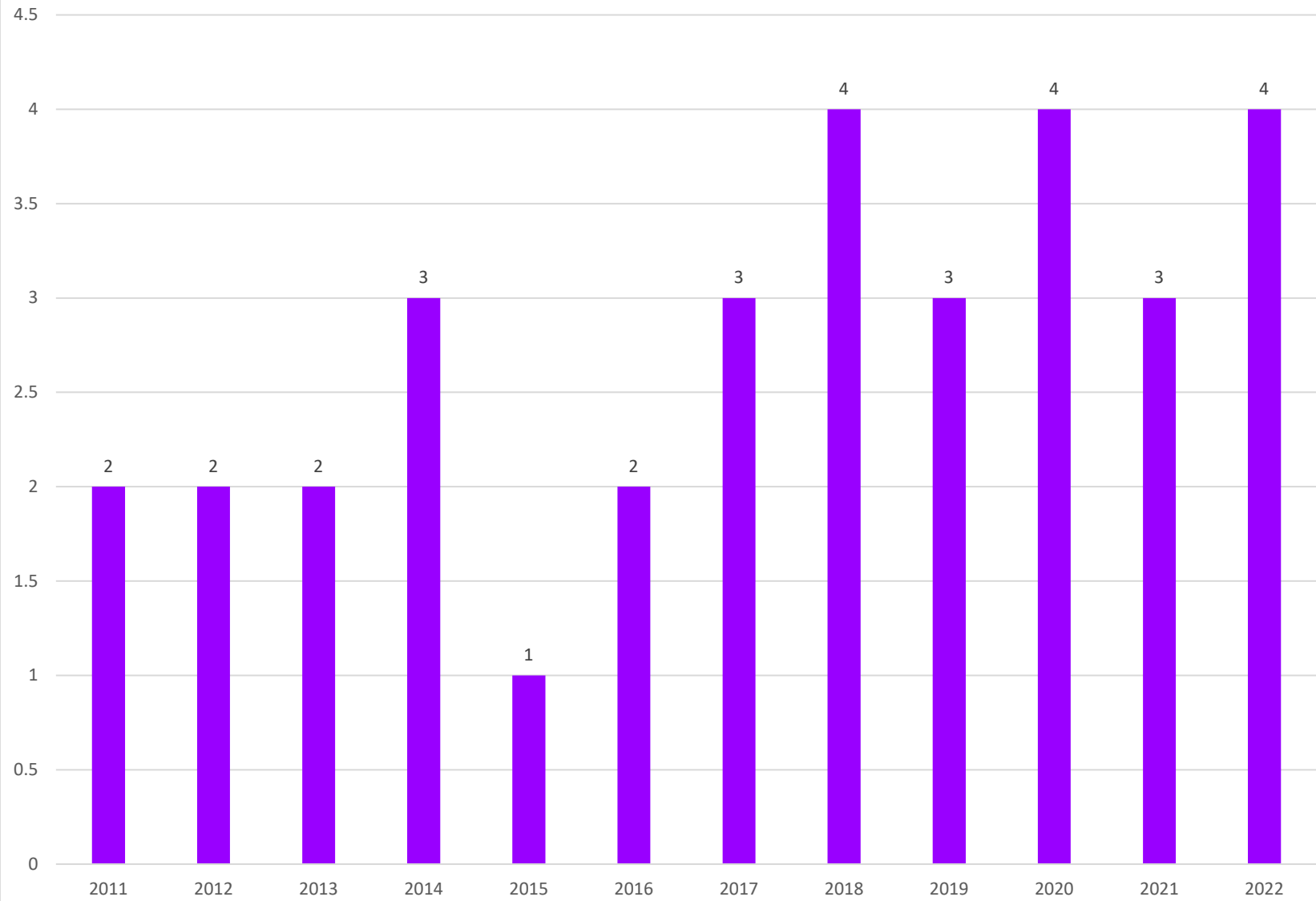
Average B&C of All PCMS Pronghorn (2012-2022)



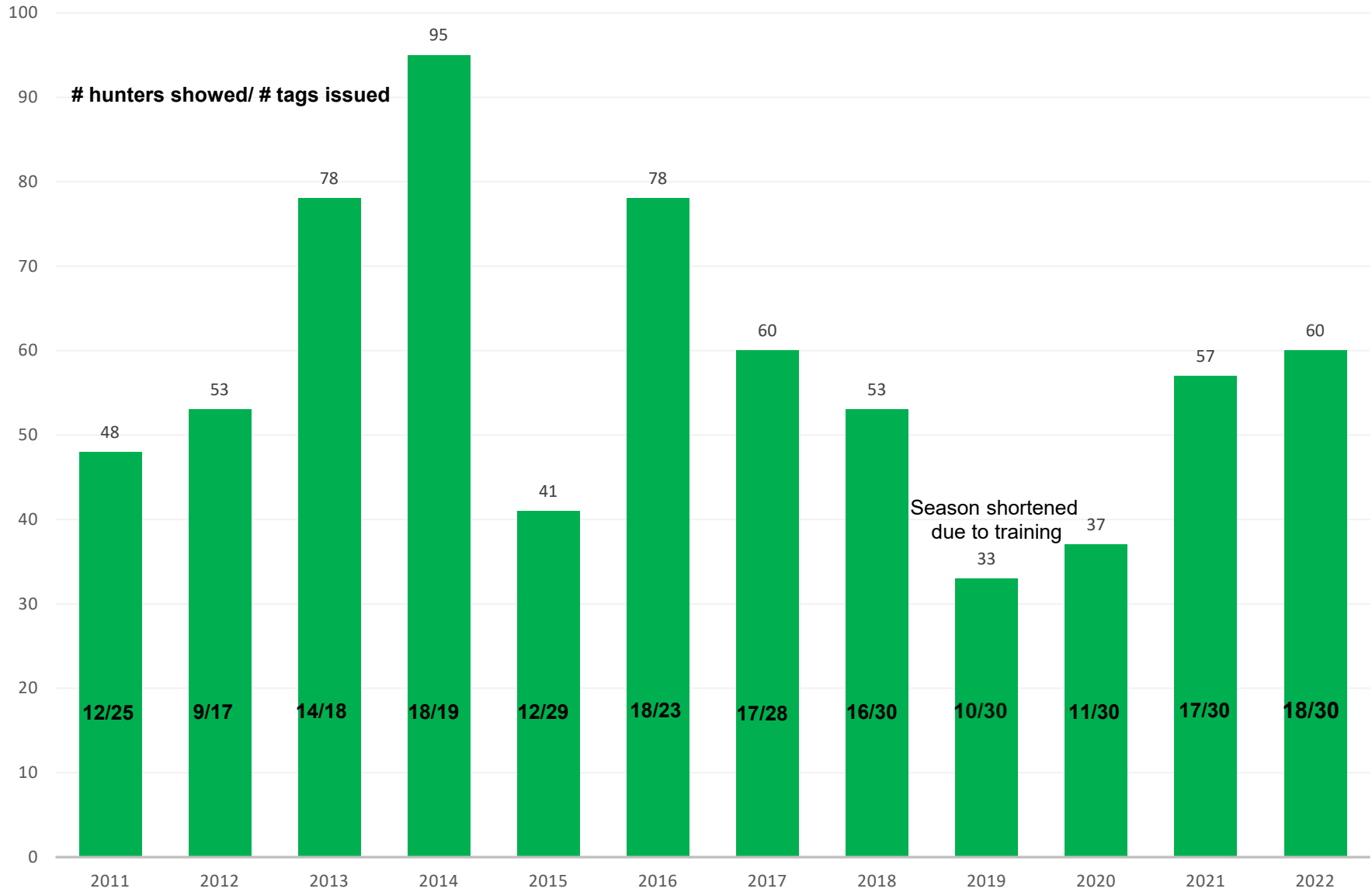
Average B&C of All PCMS Bighorn Sheep (2012-2022)



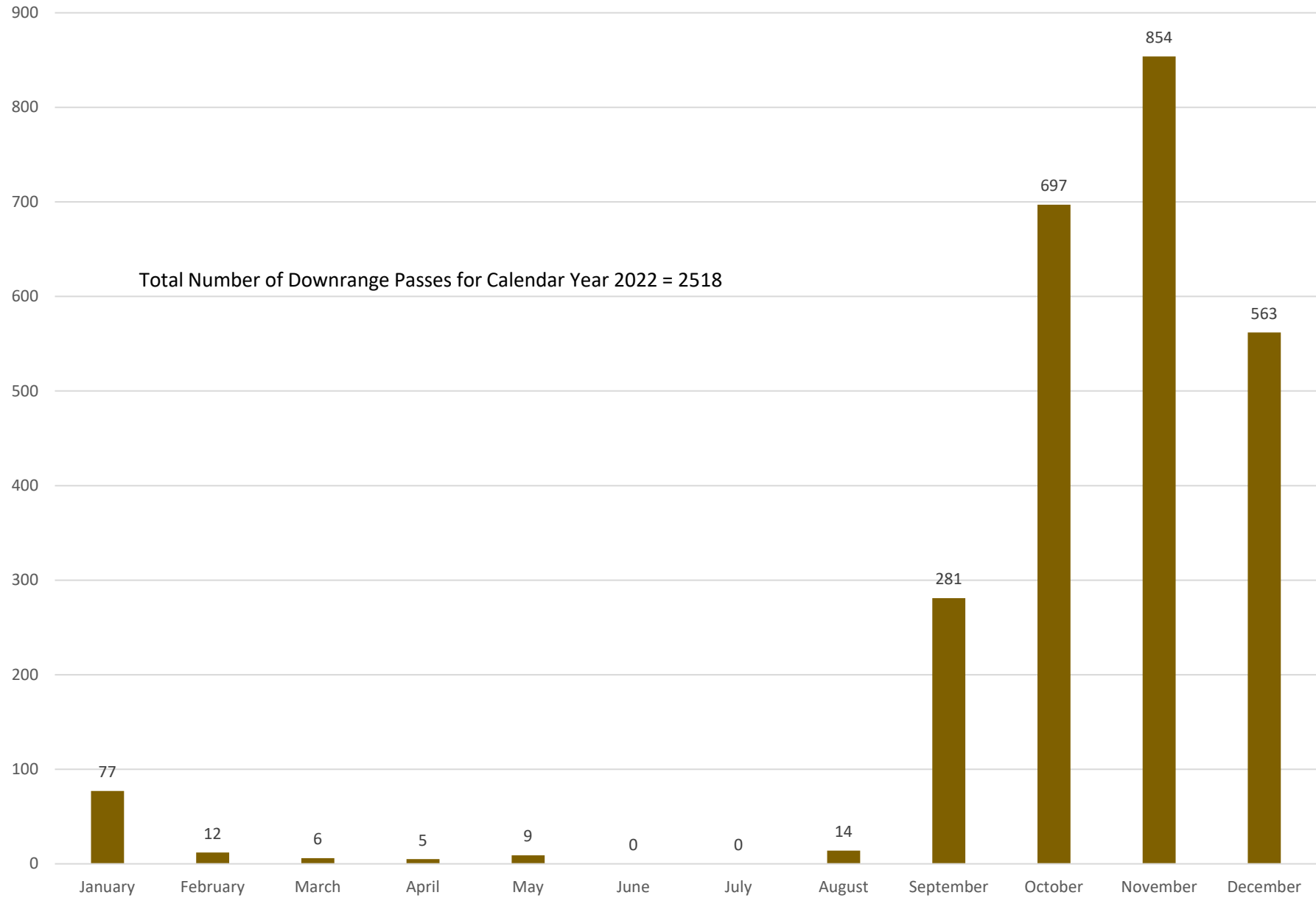
Bighorn Sheep Rams Harvested 2011-2022



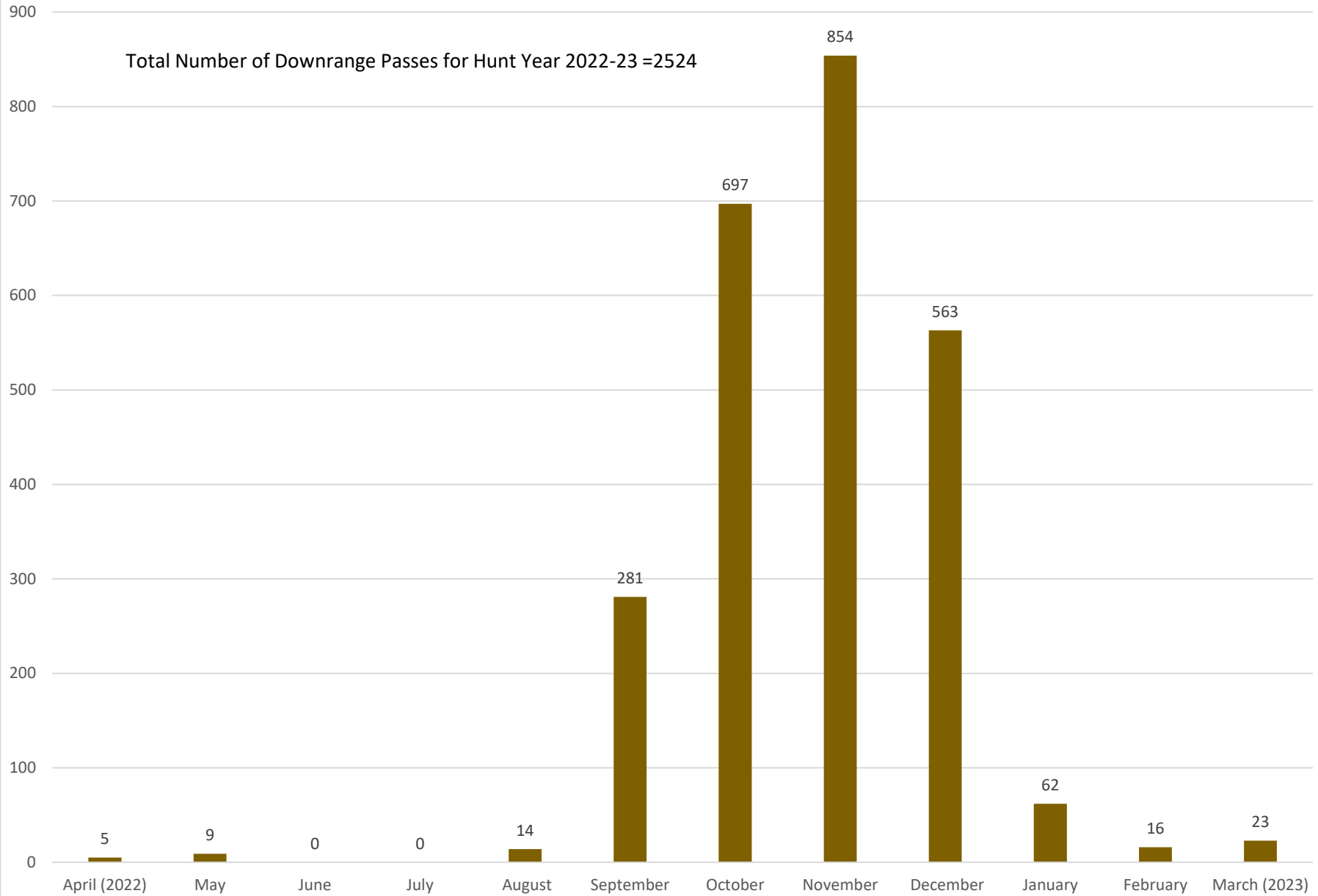
Percent of 4th Season Multi-Unit Bull Elk Hunters at PCMS 2011-2022



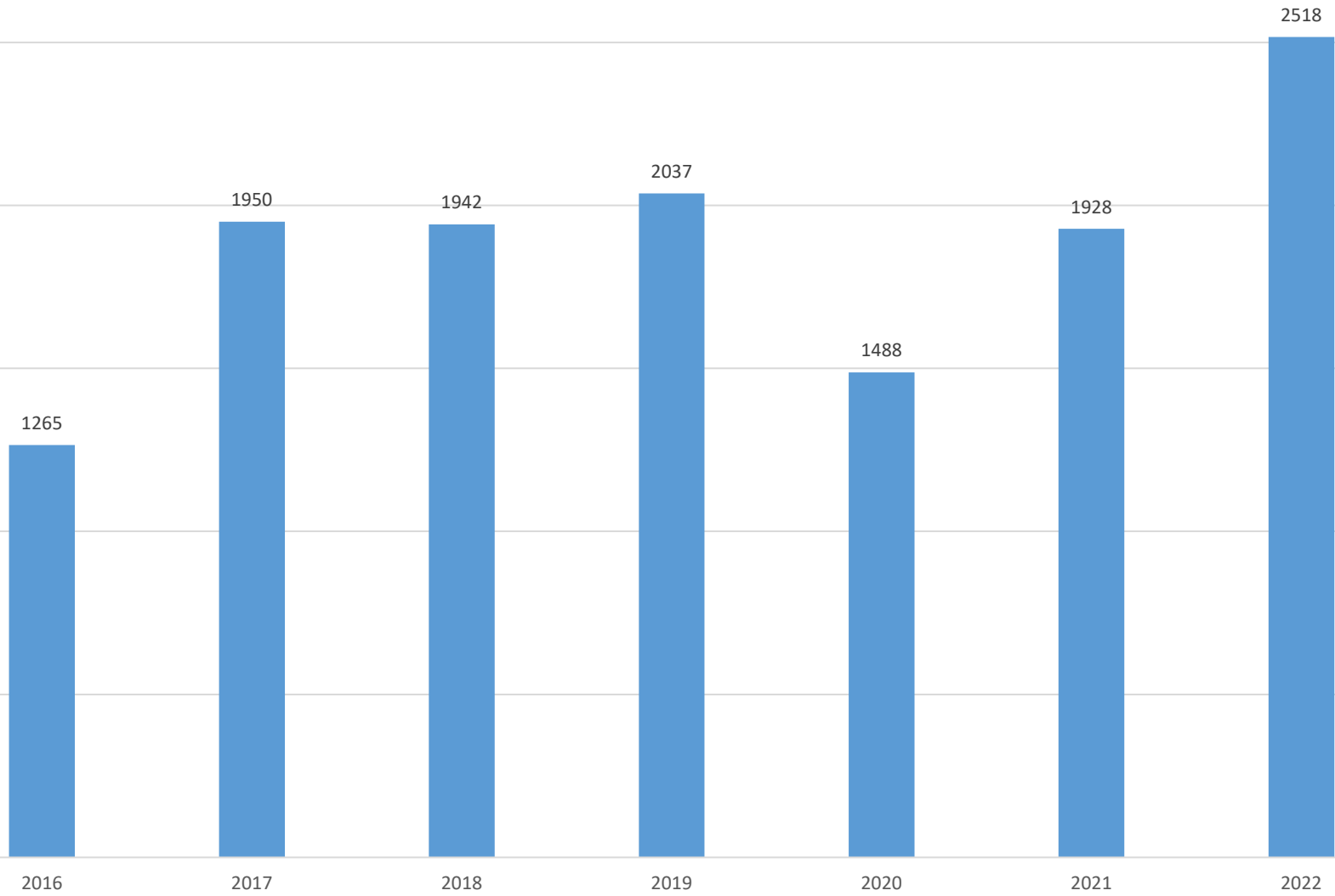
Downrange Passes by Month (Calendar Year 2022)



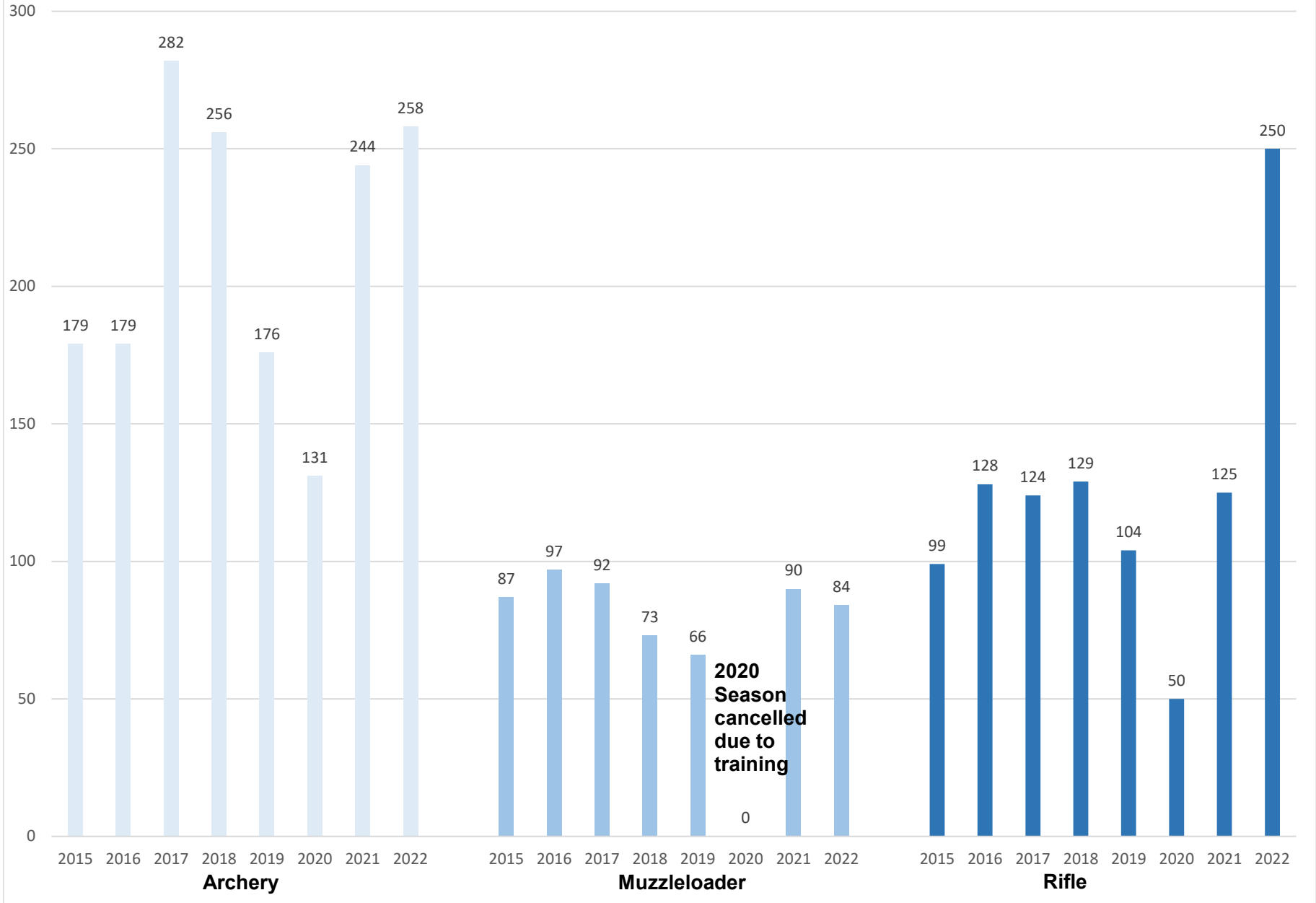
Downrange Passes by Month (Hunt Year 2022 - 2023)



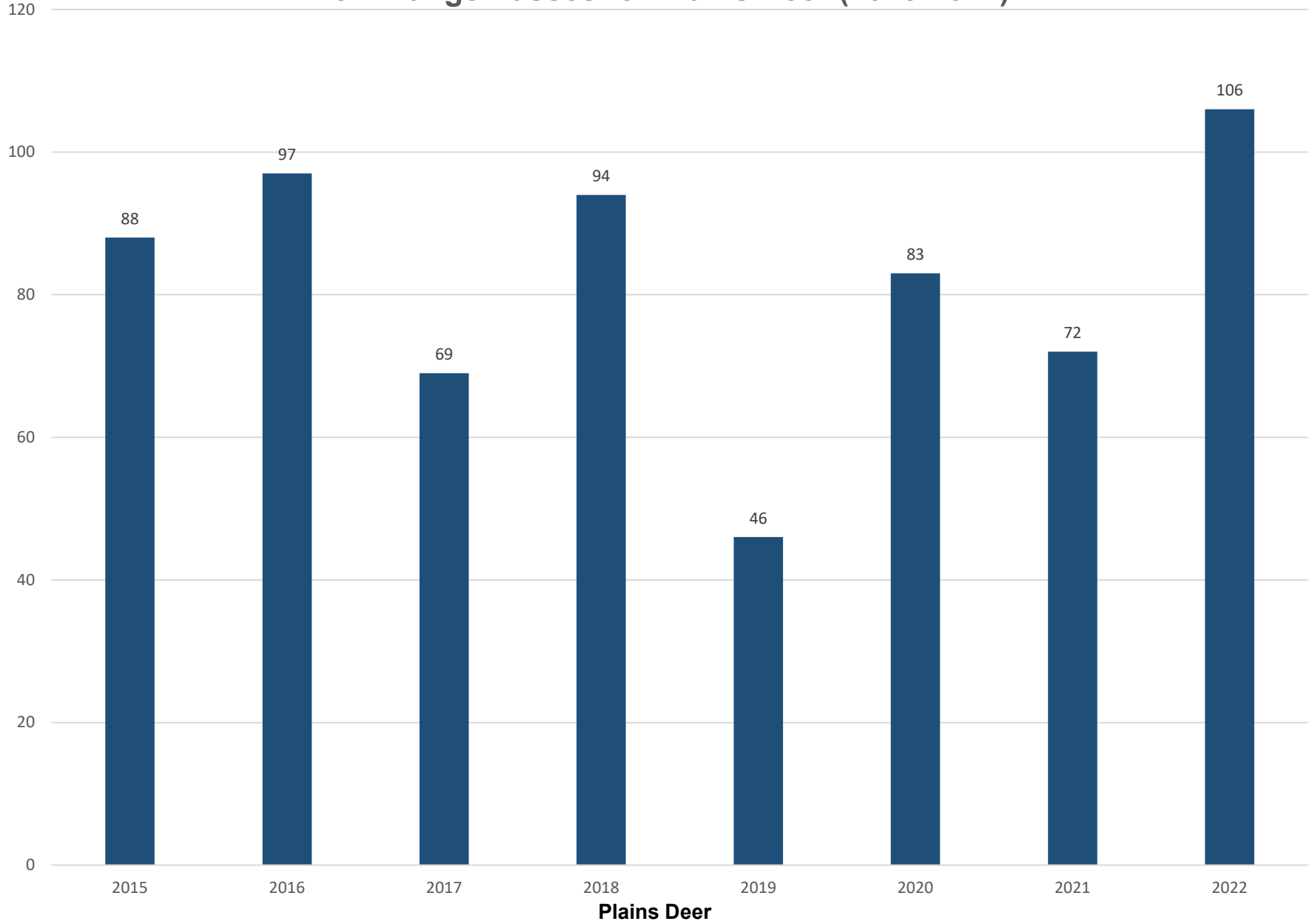
Total Downrange Passes by Calendar Year 2016-2022



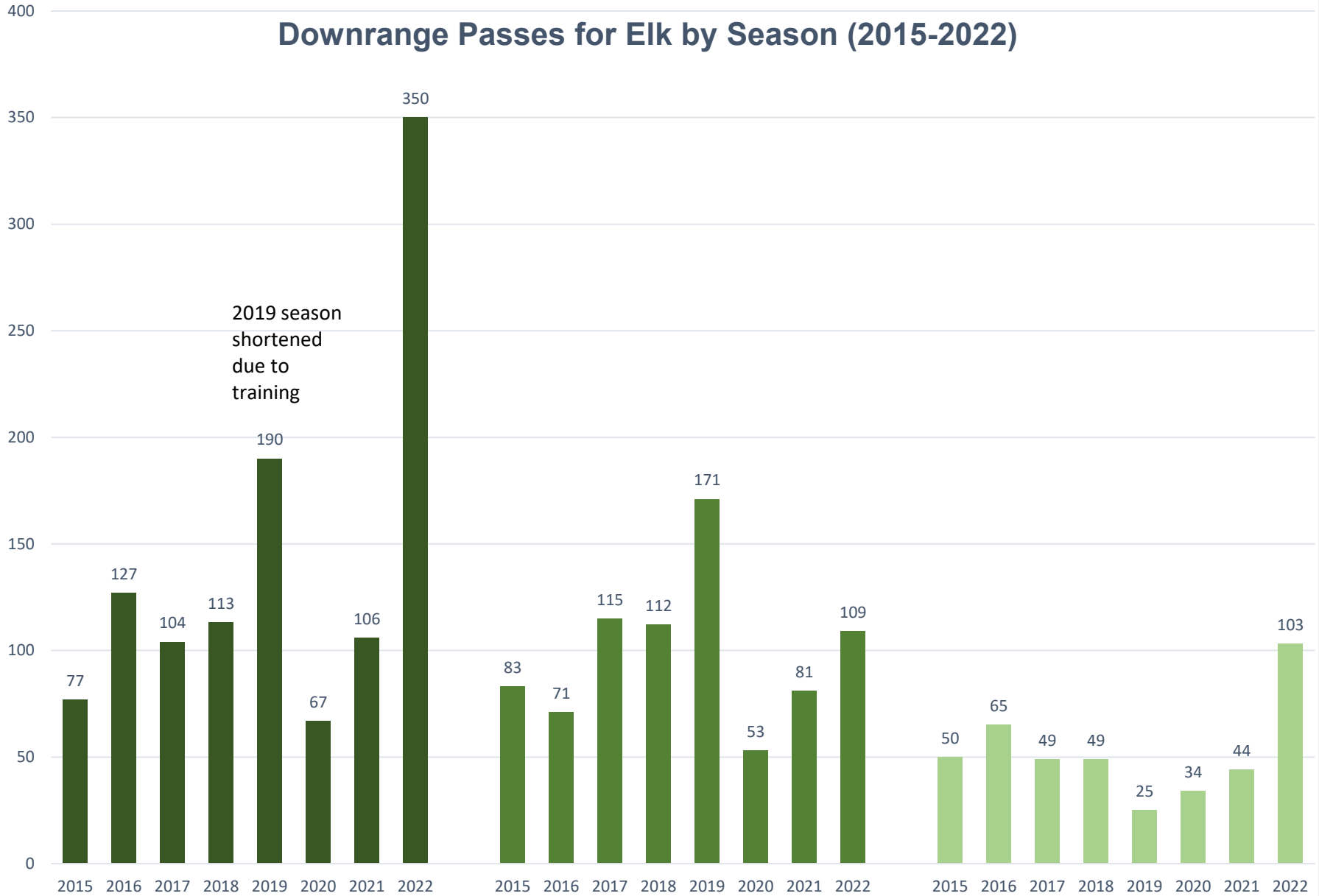
Downrange Passes for PCMS Deer by Season (2015-2022)



Downrange Passes for Plains Deer (2015-2022)



Downrange Passes for Elk by Season (2015-2022)



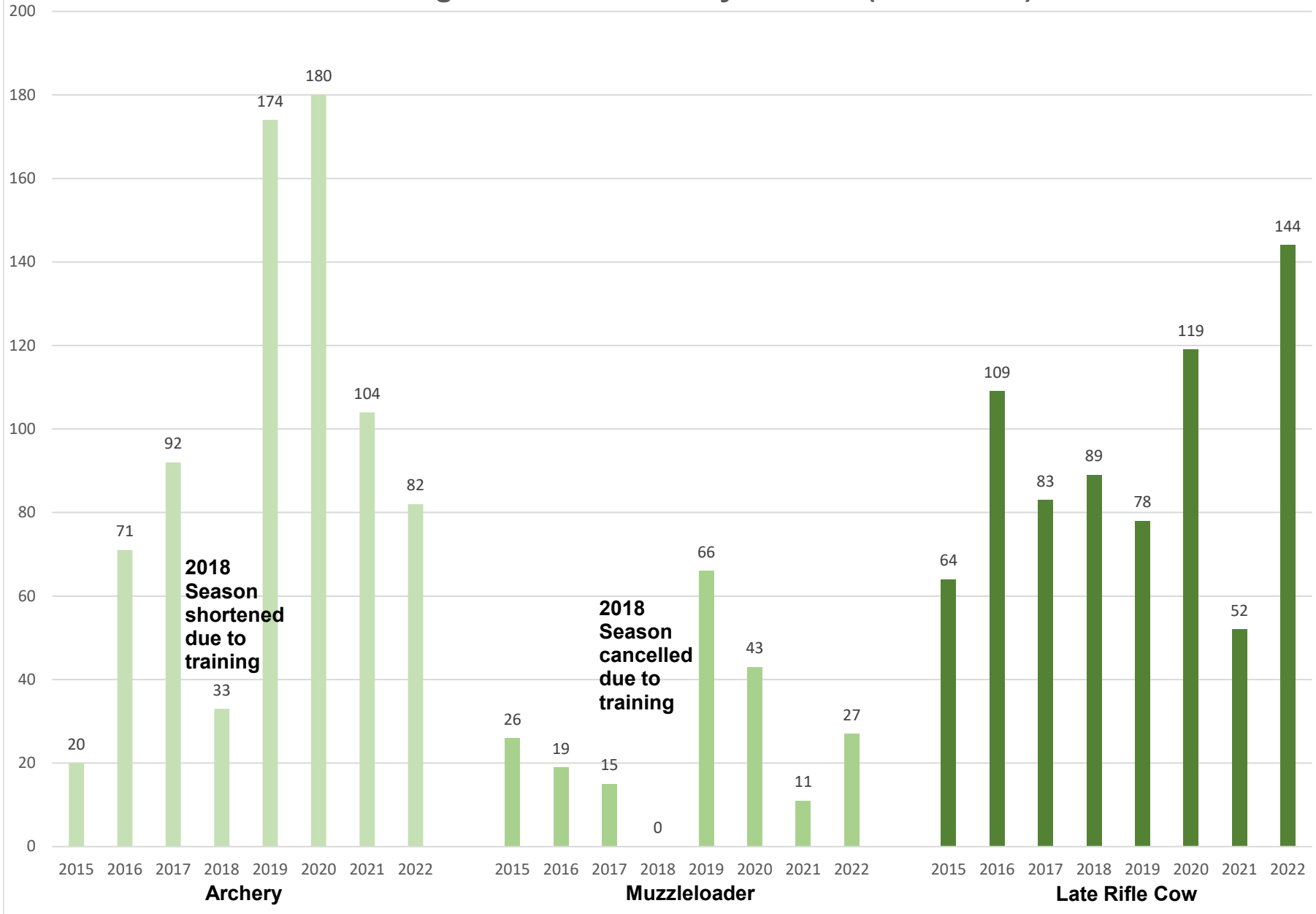
2nd OTC Rifle

3rd OTC Rifle

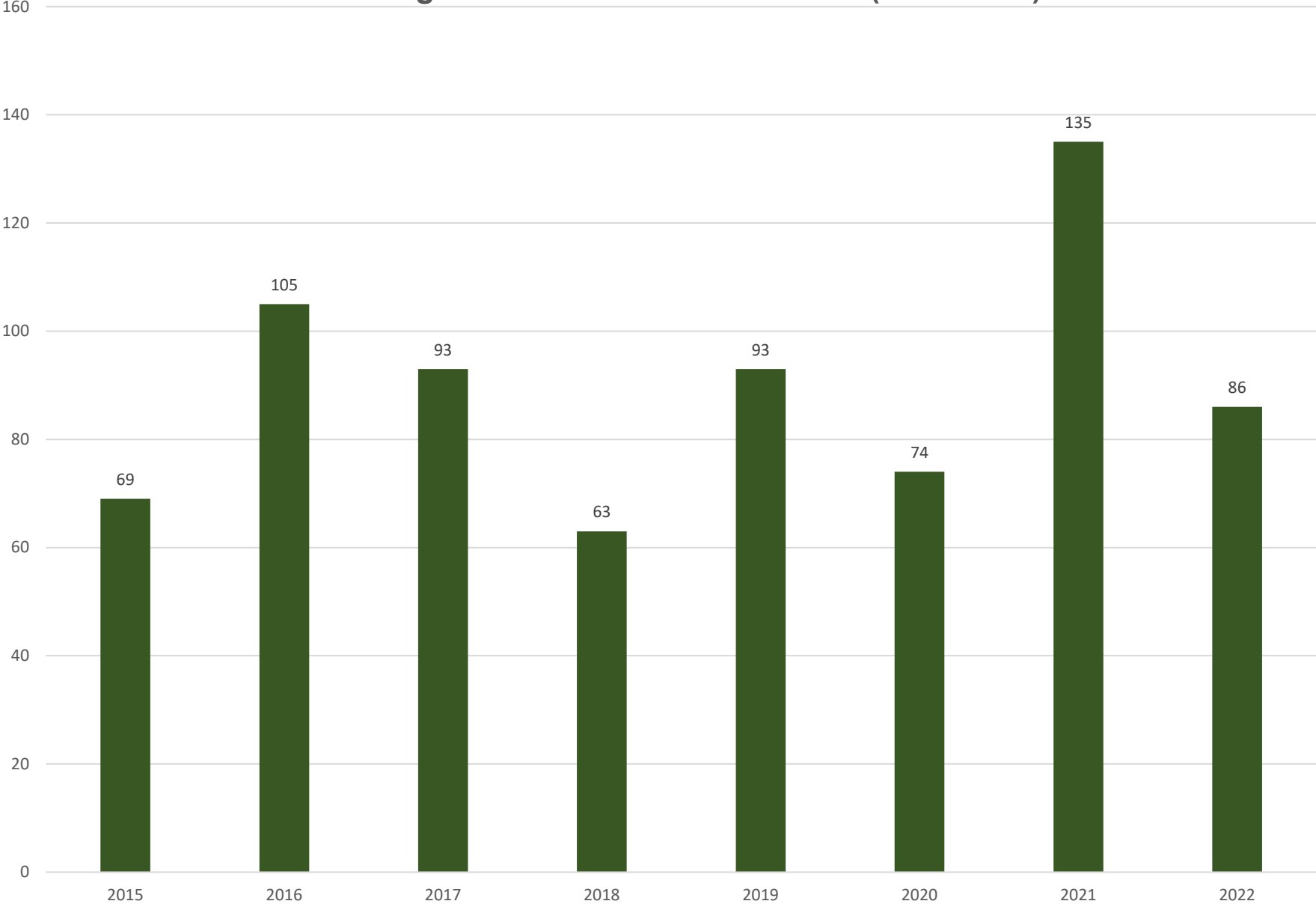
4th Rifle Draw

2019 season
shortened
due to
training

Downrange Passes for Elk by Season (2015-2022)

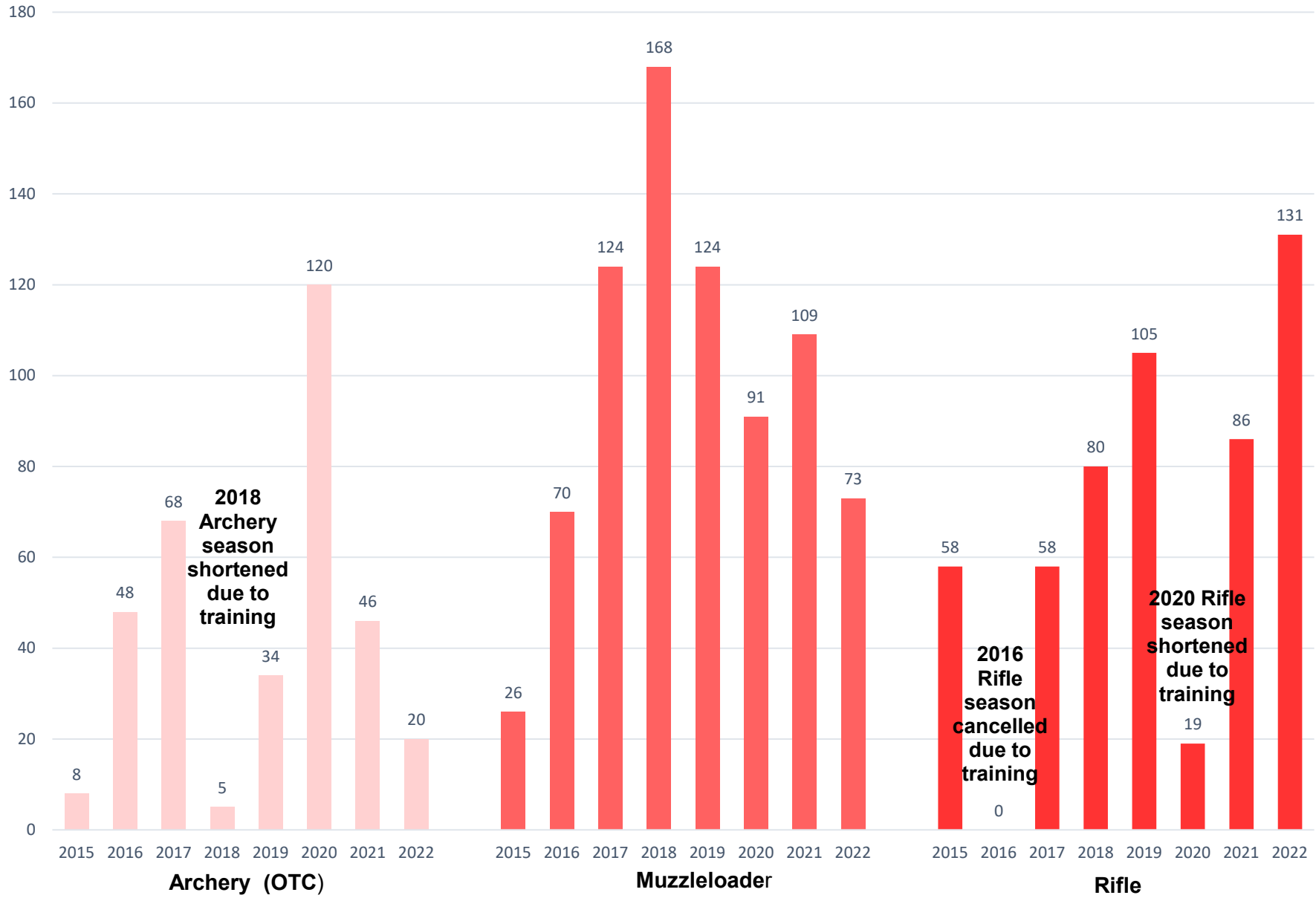


Downrange Passes for Rifle Plains Elk (2015-2022)

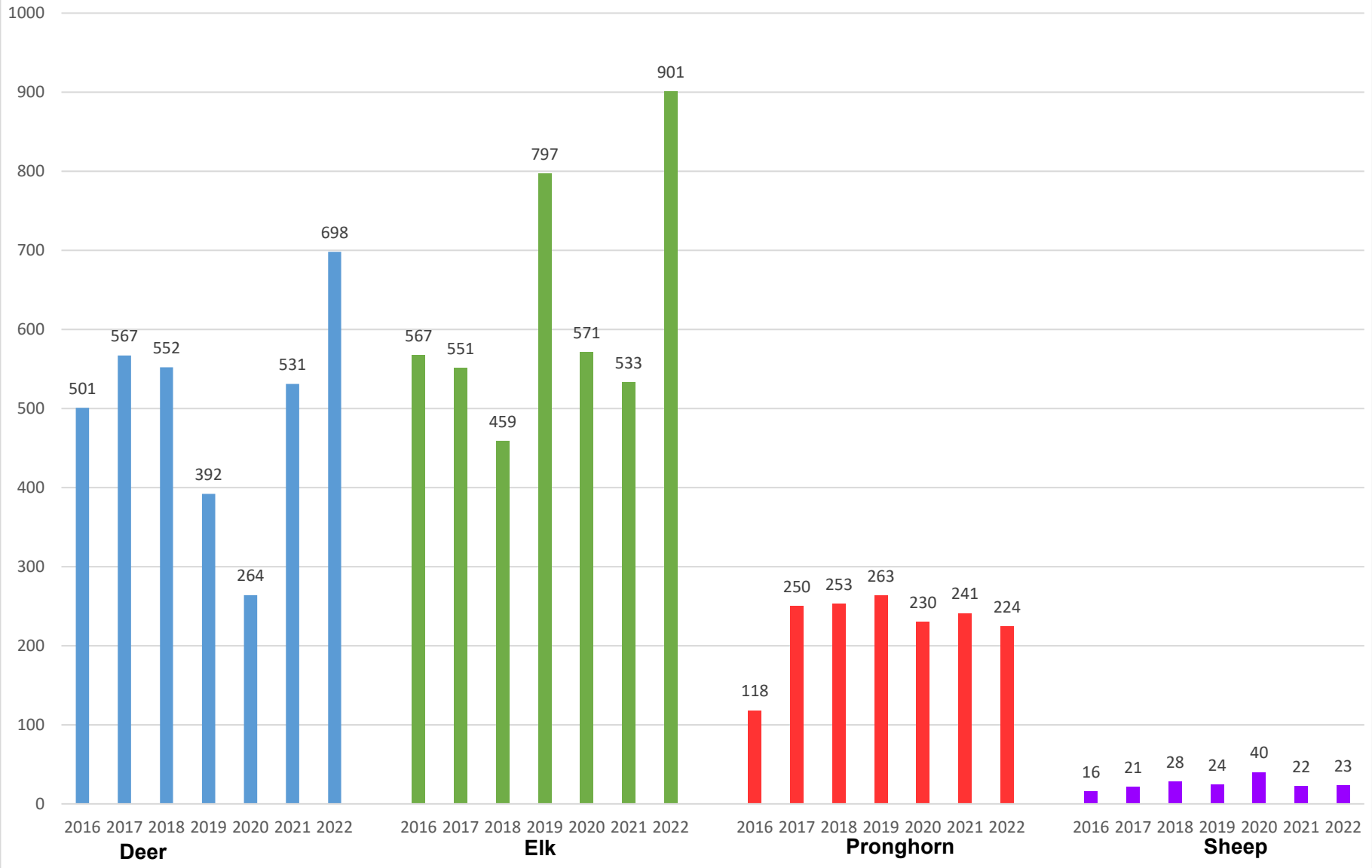


Rifle Plains Elk

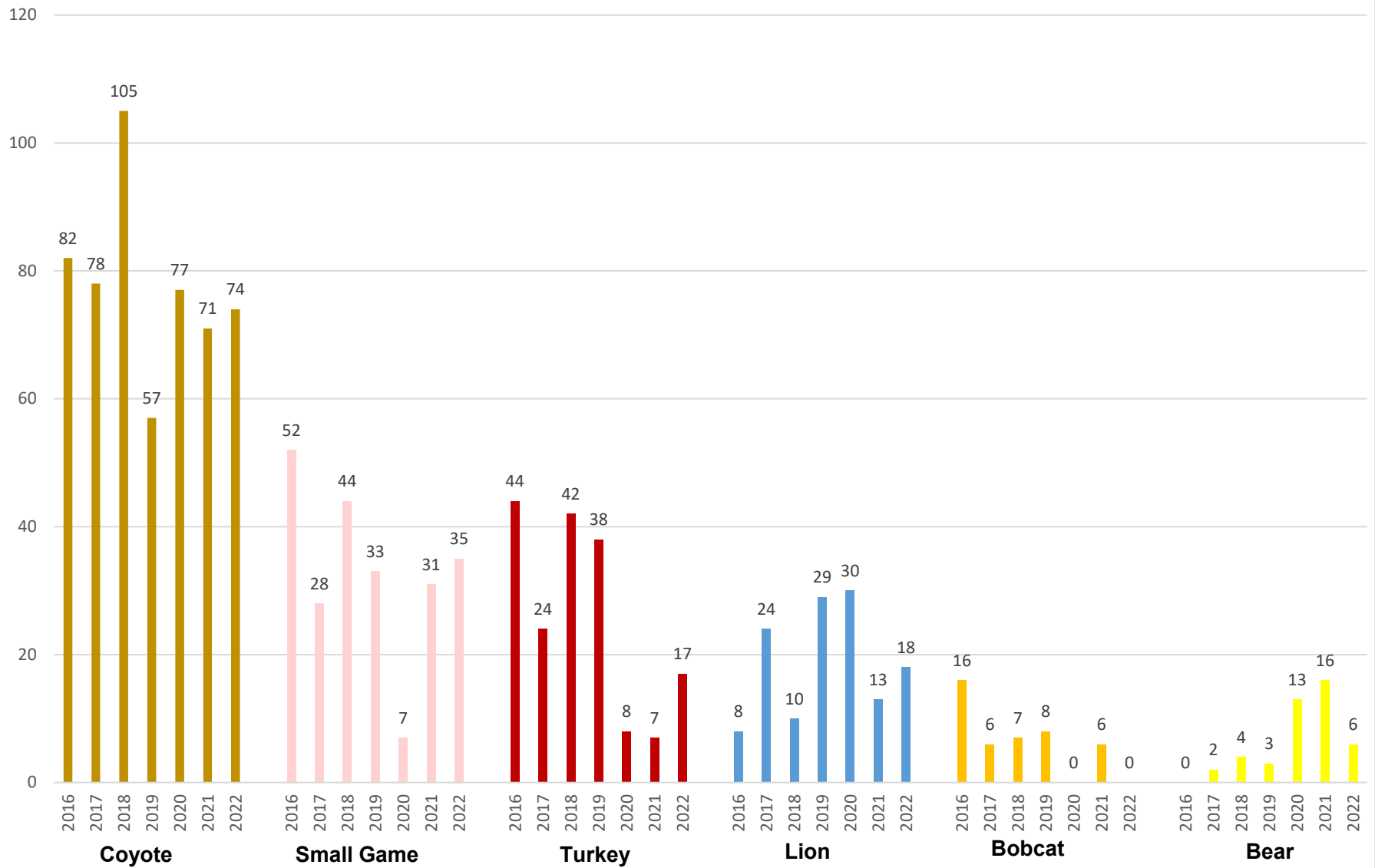
Downrange Passes for Pronghorn by Season (2015-2022)



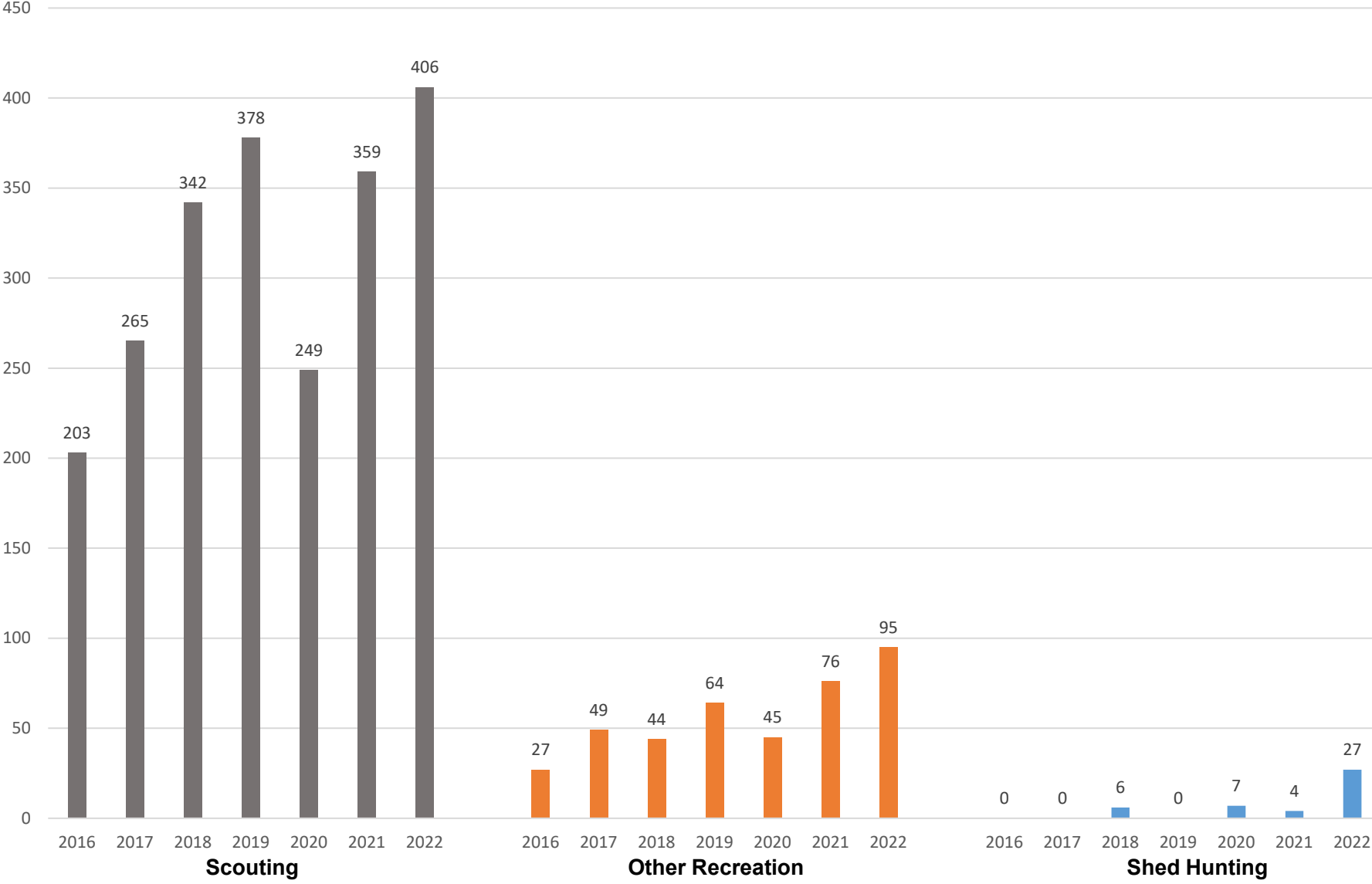
Downrange Passes for Big Game (2016-2022)



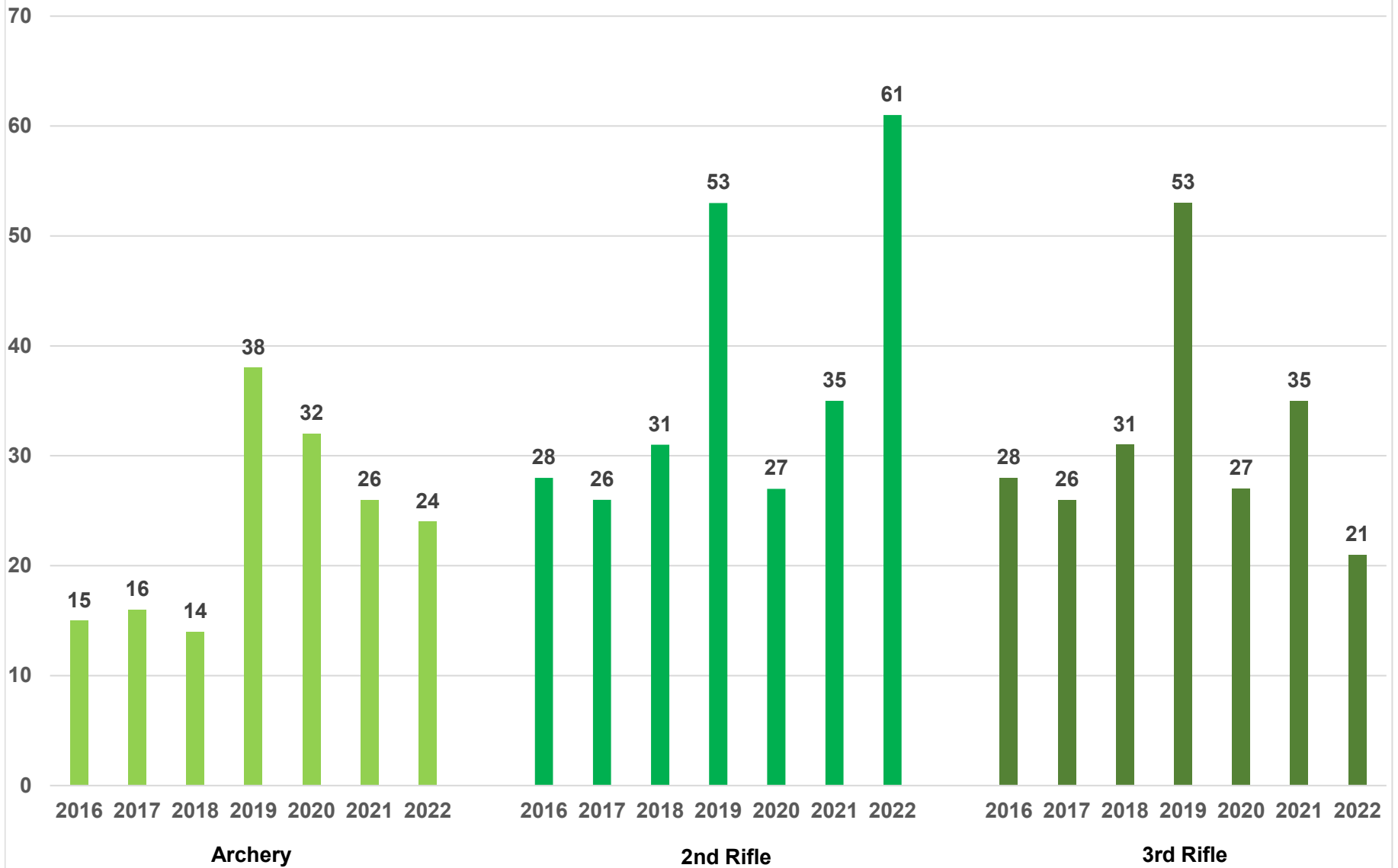
Downrange Passes for Other Game Animals (2016-2022)



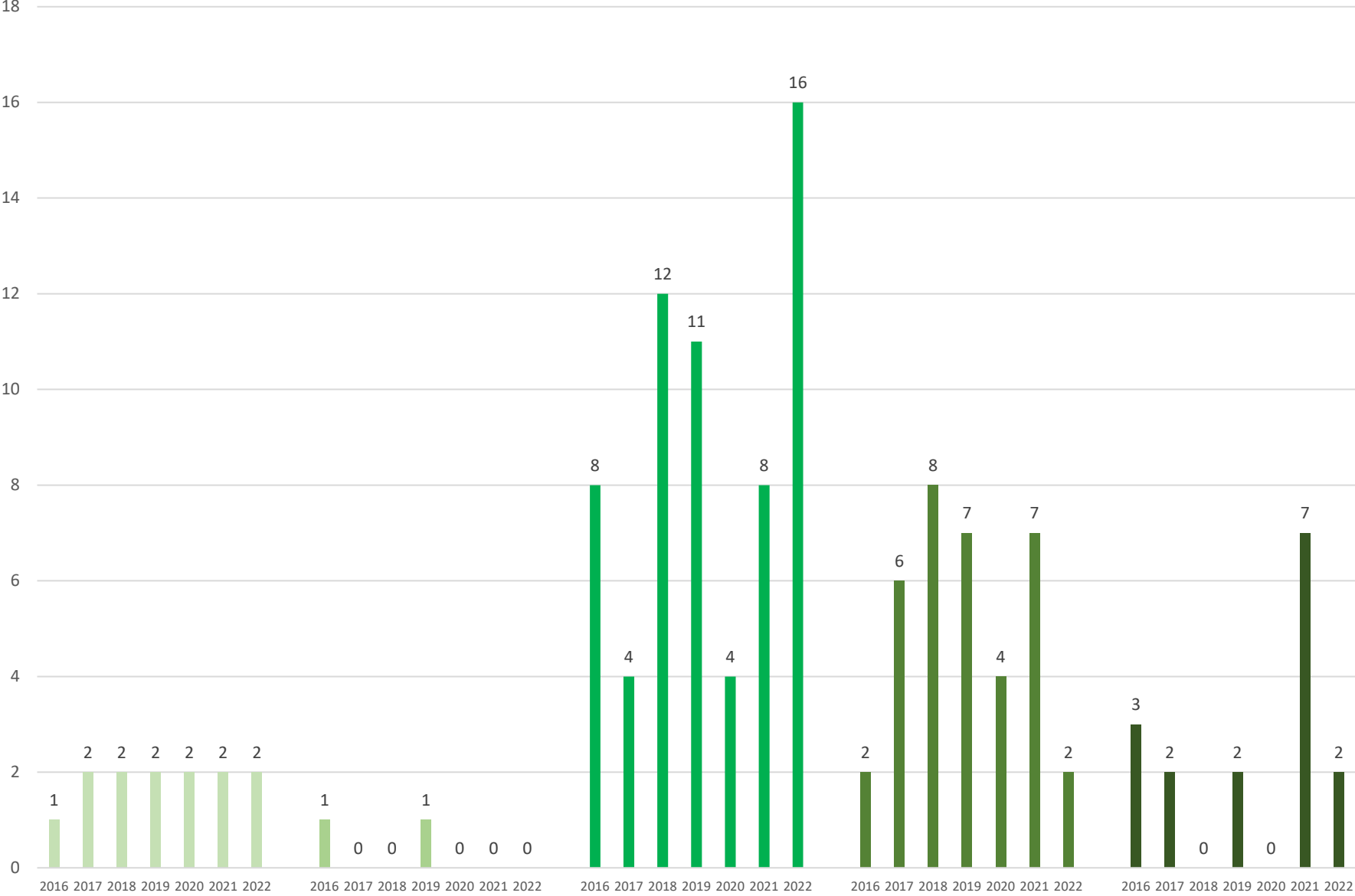
Downrange Passes for Scouting & Other Activities (2016-2022)



Number of OTC Bull Elk Hunters by Season (2016-2022)



Number PCMS Bull Elk Harvested x Season (2016-2022)



Daily Number of Recreationists Aug 15 – Jan 31

Date	Aug	Sept	Oct	Nov	Dec	Jan
1		0	57	34	27	0
2		7	37	26	22	2
3		12	0	32	51	0
4		12	0	24	43	5
5		1	0	32	19	0
6		1	2	14	16	1
7		0	4	5	8	3
8		2	21	4	10	1
9		7	18	1	16	0
10		11	7	3	16	0
11		12	2	13	11	0
12		4	4	33	7	0
13		6	5	31	4	0
14		7	9	17	6	1
15	0	9	16	16	5	3
16	0	5	15	16	10	2
17	0	2	5	16	10	1
18	0	2	6	17	10	0
19	3	0	3	17	6	0
20	3	0	2	13	5	2
21	4	0	4	21	4	3
22	0	0	2	19	0	5
23	0	0	3	25	4	2
24	0	29	0	*	0	0
25	0	23	0	37	*	0
26	0	23	0	42	6	0
27	0	19	2	25	7	4
28	0	20	16	11	1	1
29	0	19	56	8	0	1
30	0	26	51	17	6	2
31	0		44		5	0
Totals	10	259	391	569	335	39

Red = weekends *Closed on Thanksgiving and Christmas

388 individual recreationists Aug 15 – Jan 31

2022 Boone & Crockett Scores (Gross)

Archery Pronghorn (2)

65 2/8

63 2/8

64 2/8 Avg

Muzzleloader Pronghorn (11)

74 4/8

67 2/8

77

61 1/8

68 1/8

72 6/8

65 6/8

77 2/8

66 2/8

51 2/8

74

68 5/8 Avg

Rifle Pronghorn (9)

70 6/8

80

68 6/8

67 6/8

71 1/8

49 4/8

68 7/8

65 6/8

49 2/8

65 6/8 Avg

Combined (Archery, Muzzleloader & Rifle) B&C Average: 67

Pronghorn Bucks Harvested: 22

2022 Boone & Crockett Scores (Gross)

Archery Mule Deer (6)

189 2/8

151 2/8

168

121

185

155 2/8

161 6/8 Avg

Rifle Deer (6)

112 6/8

123

178

120

138 3/8

169 6/8

140 3/8 Avg

Muzzleloader Mule Deer (3)

151 7/8

153 6/8

171 1/8

160 7/8 Avg

Combined (Archery, Muzzleloader & Rifle) B&C Average: 153*

Mule Deer Bucks Harvested: 15*

***Does not include Plains Deer**

Plains Mule Deer (3)

162 2/8

165 5/8

167

165 Avg

Plains White-tailed Deer (1)

104

2022 Boone & Crockett Scores (Gross)

Elk Archery (2)

261 7/8

319

290 4/8 Avg

Elk Muzzleloader (0)

2nd Bull Elk Rifle (16)

271 1/8

139 5/8

180 2/8

Spike

Spike

Spike

189

114 6/8

291 4/8

166 4/8

231 3/8

172 1/8

212 7/8

139 7/8

163 2/8

274 2/8

195 7/8 Avg

3rd Bull Elk Rifle (2)

120 4/8

217 5/8

169 1/8 Avg

4th Bull Elk (2)

Spike

Spike

Plains Elk (5 bulls)

277 6/8

271 3/8

253 7/8

239

160 4/8

240 4/8 (Avg)

Combined (Archery, Muzzleloader & Rifle) B&C Average: 204 5/8*

Bull Elk Harvested: 22*

*** Does not include Plains Elk**

2022 Boone & Crockett Scores (Gross)

Rifle Bighorn Sheep (4)

166 2/8

168 3/8

158 6/8

165 4/8

164 6/8 Avg

2022 Hunting Photos



















